



A quick reference guide to Medallion's door styles, wood species and finishes.



PLATINUM



GOLD



SILVERLINE



FINDING HOME

Whether you're breathing new life into an existing space or creating something brand new, reflect your own excellent taste with Medallion's plentiful offerings. With cabinetry styles from classic to cutting edge, you'll find doors and finishes that express your own personal flair. No matter what you envision, find the perfect look here—your inspired space awaits.

INSET – Platinum

FACE FRAME OPTIONS

- Beaded face frame includes a rounded groove within the face frame, closest to the doors/drawer fronts.
- Non-beaded face frame maintains original specifications.



Beaded



Non-beaded

HINGE OPTIONS

- Concealed hinge with integrated Quiet Close (not visible from the cabinet exterior).
- Barrel hinges include a finial detail; are visible from the exterior and are offered in four finishes.



Flat Black



Antique Brass



Nickel



Oil Rubbed Bronze

FRAMED – Gold and Silverline

FULL OVERLAY VS. HALF OVERLAY

Gold and Silverline door styles are either full or half overlay. Full overlay door styles cover almost the entire face frame when closed and requires hardware. Half overlay door styles cover part of the face frame when closed and can function without hardware.



Full Overlay



Half Overlay

COVER: (Gold) Apollo in Dockside on cherry and Sandpiper Classic, with Carlton in oil-rubbed bronze and Clear glass


OPPOSITE PAGE: (Gold) Park Place with Flat Panel in Sea Salt Classic and Earl Grey Classic, and Park Place with Raised Panel in Silver Appaloosa on cherry



PLATINUM Door Styles

Wood Species ▶ Price Group
A.....Knotty Alder
C.....Cherry
M.....Maple
D.....MDF
Q.....Quartersawn Oak

AMESBURY
maple Irish Crème Classic



A ▶ 9
C ▶ 9
M ▶ 8
Q ▶ 9

BAHAMAS
Cypress Classic



A ▶ 5
C ▶ 5
M ▶ 4

BAYSIDE
maple Bay Leaf Classic



A ▶ 2
C ▶ 2
M ▶ 1
D ▶ 1
Q ▶ 1

NEWCASTLE
maple Eucalyptus Classic



A ▶ 8
C ▶ 8
M ▶ 7

OASIS
quartersawn oak Greystone



A ▶ 6
C ▶ 6
M ▶ 5
Q ▶ 5

PICCADILLY
maple Sandalwood



C ▶ 6
M ▶ 5

PROVIDENCE
maple Irish Crème Classic



A ▶ 5
C ▶ 5
M ▶ 4
D ▶ 2

CALISTOGA
maple Peppered Appaloosa



A ▶ 6
C ▶ 6
M ▶ 5

CAMELOT
maple Lakeshore Classic



A ▶ 8
C ▶ 8
M ▶ 7

CATALINA
knotty alder Peppercorn Ebony Glaze and Highlight



A ▶ 9
C ▶ 9
M ▶ 8

CHELSEA
knotty alder Natural



A ▶ 4
C ▶ 4
M ▶ 3
D ▶ 1

SANTA CRUZ
maple Sea Salt Classic



A ▶ 2
C ▶ 2
M ▶ 1
D ▶ 1

STOCKTON
maple Macchiato Classic



A ▶ 4
C ▶ 4
M ▶ 2
Q ▶ 2

TRINITY
quartersawn oak Greystone



C ▶ 7
M ▶ 6
Q ▶ 6

VENICE
maple Frappe Classic



A ▶ 8
C ▶ 8
M ▶ 7

CRAFTSMAN
cherry Cappuccino Burnt Sienna Glaze and Highlight



A ▶ 3
C ▶ 3
M ▶ 2
Q ▶ 2

DANA POINTE
cherry Peppercorn Ebony Glaze and Highlight



A ▶ 7
C ▶ 7
M ▶ 6

DEVONSHIRE
maple Blush Classic



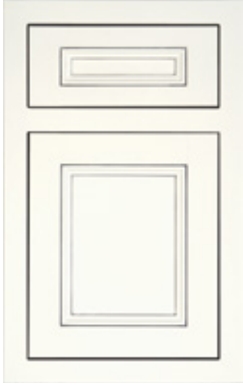
A ▶ 8
C ▶ 8
M ▶ 7

GABLE
maple Magnolia Classic



C ▶ 9
M ▶ 8
Q ▶ 8

WALDORF
maple White Icing Pewter Highlight




A ▶ 6
C ▶ 6
M ▶ 5

WELLINGTON
maple Earl Grey Classic



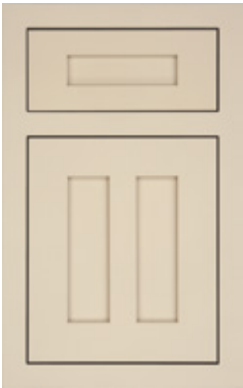
A ▶ 8
C ▶ 8
M ▶ 7

WINSLOW
maple White Chocolate Classic



A ▶ 8
C ▶ 8
M ▶ 7

HUDSON FALLS
maple Chai Latte Classic




A ▶ 5
C ▶ 5
M ▶ 4
Q ▶ 4

LOXLEY
cherry Silver Appaloosa



C ▶ 6
M ▶ 5

MADISON
maple White Icing Classic



A ▶ 5
C ▶ 5
M ▶ 4

MIDDLETON
knotty alder Smoke



A ▶ 6
C ▶ 6
M ▶ 5

ONE STYLE
FOUR OPTIONS

Medallion makes it easy to create a style truly inspired by you. You can choose your door style as well as the center panel to create a unique look. Raised, reverse raised, flat, beaded—the pick your panel option is available on a variety of door styles.

All of our style options can be seen on pages 8-9. The corresponding panel options, with species availability and price group information, are shown in the charts below.



Pick-A-Panel Door Styles Price Group Chart

DOOR STYLE	FLAT PANEL								REVERSE RAISED								RAISED								BEADED								
	CHERRY	HICKORY	KNOTTY ALDER	MDF	MAPLE	RUSTIC MAPLE	OAK	QS OAK	CHERRY	HICKORY	KNOTTY ALDER	MDF	MAPLE	RUSTIC MAPLE	OAK	QS OAK	CHERRY	HICKORY	KNOTTY ALDER	MDF	MAPLE	RUSTIC MAPLE	OAK	QS OAK	CHERRY	HICKORY	KNOTTY ALDER	MDF	MAPLE	RUSTIC MAPLE	OAK	QS OAK	
Briarwood	2	1	3	-	1	1	1	-	5	1	5	-	2	2	1	-	5	1	5	-	2	2	1	-	-	-	-	-	-	-	-	-	-
Brookhill	3	1	5	2	2	2	1	8	7	3	7	3	4	4	3	11	7	3	7	3	4	4	3	10	-	-	-	-	-	-	-	-	-
Calistoga	6	4	6	-	5	-	5	-	10	8	10	-	9	-	8	-	10	8	10	-	9	-	8	-	-	-	-	-	-	-	-	-	-
Camelot	6	-	6	-	5	-	5	-	11	-	11	-	10	-	9	-	11	-	11	-	10	-	9	-	-	-	-	-	-	-	-	-	-
Craftsman	5	3	5	-	4	4	3	8	7	5	7	-	6	6	5	10	7	5	7	-	6	6	5	10	-	-	-	-	-	-	-	-	-
Dana Pointe	4	2	4	-	3	3	2	-	6	4	6	-	5	5	4	-	6	4	6	-	5	5	4	-	7	5	7	-	6	6	5	-	-
Devonshire	8	6	8	-	7	-	6	-	10	8	10	-	9	-	8	-	10	8	10	-	9	-	8	-	11	9	11	-	10	-	9	-	-
Ellison	5	3	5	-	4	4	4	-	9	7	9	-	8	8	7	-	9	7	9	-	8	8	7	-	-	-	-	-	-	-	-	-	-
Hudson Falls	6	4	6	-	5	5	4	7	7	5	7	-	6	6	5	8	-	-	-	-	-	-	-	-	-	-	-	-	-	-	-	-	-
Jarrett	4	2	4	1	3	3	2	7	-	-	-	-	-	-	-	-	-	-	-	-	-	-	-	-	-	-	-	-	-	-	-	-	-
Loxley	8	6	-	-	7	-	6	-	11	8	-	-	9	-	9	-	11	8	-	-	9	-	9	-	-	-	-	-	-	-	-	-	-
Madison	4	2	4	-	3	3	2	-	8	6	8	-	7	7	6	-	8	6	8	-	7	7	6	-	-	-	-	-	-	-	-	-	-
Mendocino	7	5	7	-	6	6	5	-	8	6	8	-	7	7	6	-	-	-	-	-	-	-	-	-	-	-	-	-	-	-	-	-	-
Mission	6	4	6	-	5	5	4	7	7	5	7	-	6	6	5	8	7	5	7	-	6	6	5	8	-	-	-	-	-	-	-	-	-

1 PICK YOUR
STYLE



See Section 200 of your Gold Specifications Manual for additional details.

2 PICK YOUR
PANEL



RAISED PANEL



FLAT PANEL



REVERSE RAISED



BEADED PANEL

Pick-A-Panel Door Styles Price Group Chart

DOOR STYLE	FLAT PANEL								REVERSE RAISED								RAISED								BEADED								
	CHERRY	HICKORY	KNOTTY ALDER	MDF	MAPLE	RUSTIC MAPLE	OAK	QS OAK	CHERRY	HICKORY	KNOTTY ALDER	MDF	MAPLE	RUSTIC MAPLE	OAK	QS OAK	CHERRY	HICKORY	KNOTTY ALDER	MDF	MAPLE	RUSTIC MAPLE	OAK	QS OAK	CHERRY	HICKORY	KNOTTY ALDER	MDF	MAPLE	RUSTIC MAPLE	OAK	QS OAK	
Napa Valley	2	1	3	-	1	1	1	-	5	1	5	-	2	2	1	-	5	1	5	-	2	2	1	-	-	-	-	-	-	-	-	-	-
Park Place	6	4	6	3	5	5	4	7	7	5	7	5	6	6	5	8	7	5	7	5	6	6	5	8	-	-	-	-	-	-	-	-	-
Potter's Mill	4	2	4	1	3	3	2	9	7	5	7	5	6	6	5	12	7	5	7	5	6	6	5	12	8	6	8	-	7	7	6	-	-
Providence	6	4	6	3	5	5	4	11	8	6	8	6	7	7	6	12	8	6	8	6	7	7	6	12	-	-	-	-	-	-	-	-	-
Rushmore	4	2	4	-	3	3	2	-	8	6	8	-	7	7	6	-	8	6	8	-	7	7	6	-	-	-	-	-	-	-	-	-	-
Sonoma	7	5	7	-	6	6	5	-	8	6	8	-	7	7	6	-	8	6	8	-	7	7	6	-	-	-	-	-	-	-	-	-	-
Stockton	3	1	3	-	2	2	1	8	6	4	6	-	5	5	4	11	6	4	6	-	5	5	4	11	-	-	-	-	-	-	-	-	-
Stratford	2	1	3	-	1	1	1	-	5	1	5	-	2	2	1	-	5	1	5	-	2	2	1	-	-	-	-	-	-	-	-	-	-
Valencia	8	-	-	-	7	-	-	-	9	-	-	-	8	-	-	-	9	-	-	-	8	-	-	-	-	-	-	-	-	-	-	-	-
Venice	7	-	7	-	6	-	-	-	9	-	9	-	8	-	-	-	9	-	9	-	8	-	-	-	-	-	-	-	-	-	-	-	-
Wakefield	8	-	8	-	7	-	-	-	11	-	11	-	10	-	-	-	11	-	11	-	10	-	-	-	-	-	-	-	-	-	-	-	-
Wallace	4	2	4	1	3	-	2	5	7	5	7	4	6	-	5	8	-	-	-	-	-	-	-	-	-	-	-	-	-	-	-	-	-
Wellington	5	3	5	-	4	4	3	-	9	7	9	-	8	8	7	-	9	7	9	-	8	8	7	-	-	-	-	-	-	-	-	-	-
Windwood	3	1	5	-	2	2	1	-	7	3	7	-	4	4	3	-	7	3	7	-	4	4	3	-	-	-	-	-	-	-	-	-	-
York	7	-	-	-	6	-	-	-	9	-	-	-	8	-	-	-	9	-	-	-	8	-	-	-	-	-	-	-	-	-	-	-	-

GOLD

Pick-a-Panel Door Styles

Center panel availability, wood species availability and price group information on pages 6-7.

BRIARWOOD
RAISED PANEL



knotty alder Natural

Half Overlay

BROOKHILL
RAISED PANEL



Dusk Classic

Full Overlay

NAPA VALLEY
REVERSE RAISED PANEL



maple Smoke Ebony Highlight

Half Overlay

PARK PLACE
RAISED PANEL



Gale Classic

Full Overlay

POTTER'S MILL
FLAT PANEL



Sea Salt Classic

Full Overlay

PROVIDENCE
FLAT PANEL



Frappe Ebony Highlight

Full Overlay

CALISTOGA
RAISED PANEL



maple Silver Appaloosa

Full Overlay

CAMELOT
RAISED PANEL



maple White Icing Classic

Full Overlay

CRAFTSMAN
REVERSE RAISED PANEL



maple Eucalyptus Classic

Full Overlay

DANA POINTE
RAISED PANEL



knotty alder Amaretto

Full Overlay

RUSHMORE
REVERSE RAISED PANEL



maple Smoke Ebony Glaze and Highlight

Full Overlay

SONOMA
RAISED PANEL



oak Cottage White Sheer

Full Overlay

STOCKTON
REVERSE RAISED PANEL



maple Earl Grey Classic

Full Overlay

STRATFORD
RAISED PANEL



maple Carriage Black Ebony Glaze with Heirloom Distressing

Half Overlay

DEVONSHIRE
RAISED PANEL



cherry Peppercorn

Full Overlay

ELLISON
FLAT PANEL



maple Perfect Storm Classic

Full Overlay

HUDSON FALLS
FLAT PANEL



maple Seagrass Sheer

Full Overlay

JARRETT
FLAT PANEL



rustic maple Dockside

Full Overlay

VALENCIA
RAISED PANEL



cherry Pecan Burnt Sienna Glaze and Highlight with Legacy Distressing

Full Overlay

VENICE
RAISED PANEL



maple Bay Leaf Classic

Full Overlay

WAKEFIELD
RAISED PANEL



knotty alder Cappuccino

Full Overlay

WALLACE
REVERSE RAISED PANEL



quartersawn oak Hearth

Full Overlay

LOXLEY
FLAT PANEL



maple Buff Classic

Full Overlay

MADISON
RAISED PANEL



cherry Sandalwood Burnt Sienna Glaze and Highlight

Full Overlay

MENDOCINO
FLAT PANEL



hickory French Roast Sable Highlight

Full Overlay

MISSION
FLAT PANEL



maple Dried Lavender Classic

Full Overlay

WELLINGTON
RAISED PANEL



knotty alder Eagle Rock Sable Glaze and Highlight

Full Overlay

WINDWOOD
FLAT PANEL



cherry Buckskin Appaloosa

Full Overlay

YORK
REVERSE RAISED PANEL



maple Amaretto Ebony Glaze and Highlight

Full Overlay

GOLD Specialty Door Styles

Wood Species ▶ Price Group
AKnotty Alder
CCherry
DMDF
HHickory
MMaple
RRustic Maple
OOak
QQuartersawn Oak
SC....Straight-Grain Cherry
SM ...Straight-Grain Maple
SQ ...Straight-Grain Quartersawn Oak



(Gold) Middleton with Flat Panel in Safari Classic and Eucalyptus Classic

APOLLO

Gray Owl Classic

C ▶ 7

H ▶ 5

M ▶ 6

O ▶ 5

Full Overlay

BAHAMAS

Macchiato Classic

A ▶ 10

C ▶ 10

H ▶ 8

M ▶ 9

R ▶ 9

O ▶ 8

Full Overlay

BELLA

straight-grain quartersawn oak
Islander Dry Brush

D ▶ 3

SC ▶ 7

SM ▶ 5

SQ ▶ 8

Full Overlay

GLENWOOD

cherry Peppered Appaloosa

C ▶ 5

M ▶ 4

R ▶ 4

O ▶ 3

Full Overlay

MIDDLETON

cherry Cappuccino

A ▶ 5

C ▶ 5

M ▶ 4

Full Overlay

VICTORIA

cherry Onyx

C ▶ 9

M ▶ 8

Full Overlay

YUKON

hickory Natural

H ▶ 7

R ▶ 8

Full Overlay

SILVERLINE Door Styles

Wood Species ▶ Price Group
AKnotty Alder
CCherry
DMDF
HHickory
MMaple
OOak



CARLISLE

OPTIONAL UPGRADE TO FIVE-PIECE DRAWER FRONT

Most standard Silverline drawer fronts are slab. Medallion offers the option to upgrade to a five-piece drawer front that matches the door style chosen. Five-piece drawer fronts are another way Medallion can make cabinets unique to you.

COLUMBIA

CALDWELL

CARAWAY

FLETCHER

JACKSON

LIBERTY

LANCASTER

SCRANTON

WALTON

WINSTON

WYATT



(Silverline) Fletcher in Peppercorn on cherry

SILVERLINE
Door Styles

Wood Species ▶ Price Group

AKnotty Alder
CCherry
DMDF
HHickory
MMaple
OOak

AVALON
oak Seagrass Sheer



C ▶ 3
H ▶ 2
M ▶ 3
O ▶ 2

Full Overlay

CALDWELL
maple White Icing Classic



C ▶ 5
M ▶ 5
O ▶ 5

Full Overlay

WOOD SPECIES

OAK

Available in Gold and Silverline

- Open grain patterns vary from close-knit and vertical to prominent and arched
- Colors range from light tan and pink to medium dark red and brown
- May contain small mineral streaks and some pin knots

QUARTERSAWN OAK

Available in Platinum and Gold

- Quartered and cut at a 90-degree angle to the growth ring of the tree to create close-knit vertical grain pattern
- Exposes a beautiful aspect of the grain called flake
- Colors range from light tan and pink to medium dark red and brown
- Dense, heavy wood that is very strong and resists shock
- Typical in Mission or Arts and Crafts styling




Hudson Falls Flat Panel (Gold)
quartersawn oak in Natural



Lancaster (Silverline) oak in Natural


OAK CHARACTERISTICS



Pin knots



Mineral streaks




Close-knit,
vertical grain



Prominent,
arched grain

QUARTERSAWN OAK CHARACTERISTICS




Flake


QUARTERSAWN OAK AND OAK STAINS



Natural



Hazelnut




Pecan




Sandalwood




Cappuccino†




Biscotti




Chestnut**†



Amaretto




Rumberry†




Walnut§




Eagle Rock




French Roast




Hearth†




Espresso*



Peppercorn



Dockside†



Smoke



Onyx

* Finish not available on Quartersawn Oak
** Finish not available on Oak
† Finish not available in Silverline
§ Exclusively available in Platinum

QUARTERSAWN OAK AND OAK GLAZES

Available with Highlight or Glaze and Highlight in Platinum and Gold.



Sandalwood
Burnt Sienna Glaze†




Cappuccino Burnt
Sienna Glaze*†




Harvest Bronze
Ebony Glaze§




Amaretto
Ebony Glaze*†



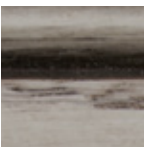
Rumberry
Ebony Glaze†



Eagle Rock
Sable Glaze†



French Roast
Sable Glaze†



Peppercorn
Ebony Glaze*†



Smoke Ebony
Glaze†

HIGHLIGHT ONLY

Hand brushing glaze on select profiles of doors, drawer fronts, moldings, and accessories to accent and define detail without changing the overall base color.

GLAZE AND HIGHLIGHT

Glazing to change the base color and highlighting to define details on doors, drawer fronts, moldings, and accessories.

CARAWAY
cherry Peppercorn



C ▶ 3
M ▶ 4

Full Overlay

CARLISLE
maple White Chocolate Classic



C ▶ 5
M ▶ 5

Full Overlay

COLUMBIA
maple Hazelnut



A ▶ 4
C ▶ 3
M ▶ 4
O ▶ 3

Half Overlay

FLETCHER
cherry Chestnut



C ▶ 5
M ▶ 5

Full Overlay

GREELEY
MDF Irish Crème Classic



D ▶ 1

Full Overlay

JACKSON
maple Eagle Rock



A ▶ 4
C ▶ 1
D ▶ 1
H ▶ 2
M ▶ 3
O ▶ 1

Full Overlay

LANCASTER
maple White Icing Classic



A ▶ 4
C ▶ 2
D ▶ 1
H ▶ 2
M ▶ 3
O ▶ 1

Full Overlay


LIBERTY
oak Walnut



D ▶ 1
M ▶ 4
O ▶ 3

Half Overlay

SCRANTON
knotty alder Chestnut



A ▶ 4
C ▶ 2
D ▶ 1
H ▶ 3
M ▶ 4
O ▶ 2

Half Overlay

WALTON
knotty alder Smoke



A ▶ 4
C ▶ 2
D ▶ 1
H ▶ 2
M ▶ 4
O ▶ 2

Full Overlay

WINSTON
maple Sandalwood



A ▶ 5
C ▶ 4
H ▶ 4
M ▶ 5

Full Overlay

WYATT
oak Castle Rock Sheer



C ▶ 4
M ▶ 5
O ▶ 4

Full Overlay



Brookhill Raised Panel (Gold) cherry in Natural

CHERRY

Available in Platinum, Gold and Silverline


- Rich color and smooth, flowing grain patterns
- Color varies from light pink to dark brown; variations are more prominent with lighter stains
- Will darken or mellow with age, a change that is more noticeable with light stains—sun exposure greatly accelerates this process

CHERRY CHARACTERISTICS




Pin knots Mineral streaks Pitch pockets Sap wood

CHERRY STAINS



CHERRY GLAZES Available with Highlight or Glaze and Highlight in Platinum and Gold.



† Finish not available in Silverline
 * Only available in Glaze and Highlight
 § Exclusively available in Platinum



Brookhill Reverse Raised Panel (Gold) knotty alder Chestnut Ebony Highlight

KNOTTY ALDER

Available in Platinum, Gold and Silverline


- A rich-looking wood that blends well with cherry
- Color is very uniform light brown with a reddish tinge
- Fairly straight-grained, uniform texture
- Contains pin knots, open and closed knots of various sizes, checking and mineral streaks which are typical and not considered defects. Knots may be in locations which affect hardware placement.

KNOTTY ALDER CHARACTERISTICS




Checking Pin knots Mineral streaks Open knots Closed knots

KNOTTY ALDER STAINS



KNOTTY ALDER GLAZES Available with Highlight or Glaze and Highlight in Platinum and Gold.



† Finish not available in Silverline
 * Only available in Glaze and Highlight
 § Exclusively available in Platinum



Devonshire Flat Panel (Gold) maple in Hazelnut



Park Place Reverse Raised Panel (Gold) rustic maple in Hazelnut

MAPLE

Available in Platinum, Gold and Silverline

- Smooth texture with tight, uniform grain patterns
- Color is creamy white, varying slightly from almost bright white to light pink or reddish brown
- Contains a natural resin that causes the wood to turn amber as it ages, a change that is more noticeable with light stains. Sun exposure greatly accelerates this process.

RUSTIC MAPLE

Available in Gold

- A dense hardwood with smooth texture and closed grain pattern
- Colors range from creamy whites and light tans to almost black in knotty areas. Bark pockets and mineral streaks can be evident in a single stave of wood.
- Color shift is more evident in lighter finishes
- Medium and dark finishes obscure much of the wood's color variation and the overall finish appears more consistent

MAPLE CHARACTERISTICS



Mineral streaks
Curly grain

RUSTIC MAPLE CHARACTERISTICS




Open knot
Worm holes
Worm tracking
Mineral streaks
Vibrant color
Closed knot
Bark pockets
Non-structural splits

RUSTIC MAPLE AND MAPLE STAINS



Natural
Hazelnut
Sandalwood
Biscotti
Chestnut
Amaretto
Rumberry†
Ginger Snap



Eagle Rock
French Roast
Hearth†
Espresso*
Dockside†
Smoke
Onyx*

RUSTIC MAPLE AND MAPLE GLAZES Available with Highlight or Glaze and Highlight in Platinum and Gold.



Natural Burnt Sienna Glaze†
Hazelnut Burnt Sienna Glaze†
Sandalwood Burnt Sienna Glaze†
Harvest Bronze Ebony Glaze§ **
Amaretto Ebony Glaze†



Rumberry Ebony Glaze†
Ginger Snap Ebony Glaze†
Eagle Rock Sable Glaze†**
French Roast Sable Glaze†
Smoke Ebony Glaze†

† Finish not available in Silverline
* Finish not available on Rustic Maple
** Only available in Glaze and Highlight
§ Exclusively available in Platinum



Calistoga Raised Panel (Gold) hickory Pecan

HICKORY

Available in Gold and Silverline


- Can vary dramatically in color within a single piece of wood; from almost white to a deep, dark brown
- Bold, prominent grain patterns give it a rustic appearance
- Burls, pin knots, mineral streaks and small, sound knots are typical and are not considered defects

HICKORY CHARACTERISTICS



Pin knots
Mineral streaks
Burl
Small sound knots

HICKORY STAINS



Natural
Pecan
Sandalwood
Biscotti
Amaretto
Rumberry†
French Roast
Dockside†
Smoke

HICKORY GLAZES Available with Highlight or Glaze and Highlight in Platinum and Gold.



Sandalwood Burnt Sienna Glaze†
Amaretto Ebony Glaze†
Rumberry Ebony Glaze†
French Roast Sable Glaze†
Smoke Ebony Glaze†

†Finish not available in Silverline



Providence Flat Panel (Gold) MDF Macchiato Ebony Highlight

MDF (Medium Density Fiberboard)

Available in Platinum, Gold and Silverline

- An engineered wood product with a smooth surface and a consistent core
- Painted MDF is durable and more resistant to warping, expansion and contraction than solid hardwoods
- MDF is available in select door styles in Classic Paints and Classic Paints with Highlight or Glaze and Highlight
- See pages 18-19 for available paint and glaze colors

CLASSIC PAINTS

Available in Platinum and Gold
Select colors available in Silverline

Medallion's Classic Paint finishes offer lustrous color and completely opaque coverage plus the flexibility to design with simplicity or sophistication.
Photo left: Camelot Raised Panel (Gold) maple Divinity Classic



CLASSIC PAINT CHARACTERISTICS
① Even coverage, ② Lustrous color

MAPLE AND MDF CLASSIC PAINTS

Magnolia	Sea Salt*	White Icing*	Divinity*	White Chocolate*	Buff
Fauna	Safari	Gazelle	Irish Crème*	Chai Latte*	Macchiato*
Sandpiper	Frappe*	Earl Grey*	Carriage Black*	Gray Owl	London Fog
Perfect Storm	Dusk	Gale*	Celeste*	Billow	Lakeshore
Tidal	Marine	Bay Leaf	Aloe	Eucalyptus*	Cypress
Sumac	Cayenne	Spanish Paprika	Buttercream	Saffron	Curry
Dried Lavender	Blush				

ADDITIONAL WOOD SPECIES




PAINT WITH HIGHLIGHT

Available in Platinum and Gold

This look is achieved by hand brushing highlights on an enamel base coat. The brush strokes are defined and included on profiles of doors and drawer fronts to enhance detail. The amount of highlight hang-up varies based on door style.
Photo right: Ellison Flat Panel (Gold) maple Divinity Burnt Sienna Highlight. Door has five piece drawer front modification.

MAPLE AND MDF HIGHLIGHT PAINTS

Magnolia Pewter Highlight	Sea Salt Pewter Highlight	White Icing Pewter Highlight	Divinity Burnt Sienna Highlight	Divinity Pewter Highlight	White Chocolate Mocha Highlight
White Chocolate Pewter Highlight	Irish Crème Pewter Highlight	Chai Latte Pewter Highlight	Macchiato Pewter Highlight	Macchiato Ebony Highlight	Frappe Ebony Highlight
Earl Grey Ebony Highlight	Saffron Mocha Highlight	Cayenne Sable Highlight	Dusk Ebony Highlight	Gale Pewter Highlight	Celeste Pewter Highlight



HIGHLIGHTED PAINT CHARACTERISTICS
① Highlighted profile
② Lustrous color


PAINT WITH GLAZE AND HIGHLIGHT

Available in Platinum and Gold

This look is achieved by adding a glaze and highlight to an enamel base coat. The amount of glaze hang-up varies based on door style.
Photo left: Park Place Raised Panel (Gold) maple Saffron Mocha Glaze and Highlight

MAPLE AND MDF PAINT WITH GLAZE AND HIGHLIGHT

Morel Raw Umber Glaze & Highlight	Saffron Mocha Glaze & Highlight	Cayenne Sable Glaze & Highlight



PAINT WITH GLAZE AND HIGHLIGHT CHARACTERISTICS
① Glaze hang-up ② Patina on flat surfaces ③ Highlight


PAINT WITH HEIRLOOM DISTRESSING

Available in Platinum and Gold


This look is achieved by adding a glaze and highlight to an enamel base coat. The amount of glaze hang-up varies based on door style. Random distressing and sand through is also added to create the wear and patina of an heirloom furniture piece.

Photo left: Wakefield Raised Panel (Gold) maple Saffron Mocha Glaze and Highlight with Heirloom Distressing

MAPLE PAINT WITH HEIRLOOM DISTRESSING



CARRIAGE BLACK EBONY GLAZE PAINT WITH HEIRLOOM DISTRESSING ON ADDITIONAL WOODS



*Only available in Gold.

PAINT WITH HEIRLOOM DISTRESSING
① Sand Through ② Patina on flat surfaces
③ Glaze hang-up ④ Visible fractures at joints

ANTIQUE DISTRESSING

Available in Platinum and Gold

Expert craftsmanship creates this antique look by lightly distressing the wood for a subtle, worn appearance. This decorative art form gives the wood a slightly aged feel, adding character and a one-of-a-kind patina. Characteristics inherent in this technique include sanded corners/profiles of doors and drawer fronts, as well as small dings and dents.

Antique Distressing available on cherry, knotty alder, maple and rustic maple with glaze and highlight finish in our standard offering. Rustic maple not available in Platinum.

Photo: Venice Raised Panel (Gold) cherry Harvest Bronze Ebony Glaze and Highlight with Antique Distressing


LEGACY DISTRESSING

Available in Platinum and Gold

Medallion’s Legacy Distressed finish is created when our finish experts physically distress the wood to evoke an aged appearance. Along with the characteristics of Antique Distressing, the Legacy finish features rasping, worm holes, chisel marks, and knife splits. In addition to physical distressing elements, cowtailing is applied.

Legacy Distressing available on cherry, knotty alder, maple and rustic maple with glaze and highlight finish in our standard offering. Rustic maple not available in Platinum.

Photo: Wakefield Raised Panel (Gold) knotty alder Peppercorn Ebony Glaze and Highlight with Legacy Distressing



ANTIQUE DISTRESSING CHARACTERISTICS
① Sanded corners ② Dents ③ Glaze hang-up



LEGACY DISTRESSING CHARACTERISTICS
① Sanded corners and profiles ② Dents ③ Glaze hang-up ④ Worm holes
⑤ Knife marks/chisel marks ⑥ Cowtailing ⑦ Rasping

COASTAL COLLECTION

Available in Platinum and Gold

These color-washed finishes allow the natural texture of the wood species selected to show through. Available with subtle dry-brushed accents or in Sheer with semi-transparent coverage.

Photo: Wakefield Raised Panel (Gold) maple Islander with Dry Brush

AVAILABLE ON MAPLE, OAK & QUARTERSAWN OAK



*Finish not available on maple


STONEY BROOKE COLLECTION

Available in Platinum and Gold

This unique finish is achieved by artfully brushing multiple glaze materials onto a stained surface. Thicker than a normal glaze, the varying shades of application create a subtle textural feel and appearance. Available on select door styles in quartersawn oak in Platinum and oak and quartersawn oak in Gold.

Photo: Craftsman Raised Panel (Gold) oak Greystone

STONEY BROOKE FINISHES



Greystone Cobblestone Boulder


APPALOOSA COLLECTION

Available in Platinum and Gold

Appaloosa finish characteristics include a semi-transparent stain, distressing (including sanded corners and profiles, dents, worm holes, knife marks, and cowtailing) and glaze hang-up. Glaze brushed accents are also added to enhance the depth of the finish. All physical and finish elements are hand applied, giving each piece a unique time-worn appearance.

Appaloosa finishes available on maple, rustic maple, cherry and knotty alder. Rustic maple not available in Platinum. Photo: Brookhill Raised Panel (Gold) maple Peppered Appaloosa

APPALOOSA FINISHES



Peppered Appaloosa Buckskin Appaloosa Silver Appaloosa Dove Appaloosa



FINISH SELECT PROGRAM

Available in Platinum and Gold

Finish Select uses stains, Classic Paint, Custom Paint or Coastal colors as the base material, but provides more versatility to achieve the look you want. Take it a step further by including a distressed application.

Once a door style and species is chosen, follow these steps to make your selection. Remember to order and approve a sample door before a final order is placed.

1 PICK YOUR BASE COLOR


2 PICK YOUR GLAZE



BURNT SIENNA



EBONY



MOCHA



RAW UMBER



SABLE



PEWTER*

* Available in Highlight only.



3 PICK YOUR GLAZE APPLICATION



HIGHLIGHT ONLY



GLAZE AND HIGHLIGHT

4 ADD DRY BRUSH

Light dry-brushed taupe accents available on any base color.



5 PICK YOUR DISTRESSING



HEIRLOOM
Machine dents, sand through



ANTIQUE
Hand dents, round over



LEGACY
Antique plus rasping, worm holes, chisel marks, knife splits, and cowtailing

6 PICK YOUR SHEEN

- SATIN
- SEMI-GLOSS



CABINET CONSTRUCTION

OVERLAY CABINETRY EXAMPLE



* end modification shown



INSET CABINETRY EXAMPLE
Platinum plywood standard construction shown.



OVERLAY CABINETRY EXAMPLE
Gold plywood construction shown. Plywood construction is an upgrade.

	SILVERLINE	GOLD	PLATINUM
1 INTERIOR	Light maple print	Light maple print	Maple veneer with clear finish
2 FACE FRAME	3/4" thick solid wood		
3 END PANELS	Laminated furniture board 1/2" thick - optional upgrade to 3/4" thick plywood	Laminated furniture board	Maple plywood
4 TOP AND BOTTOM	Laminated furniture board 1/2" thick	Laminated furniture board	Maple plywood 3/4" thick
5 BACK	Laminated furniture board 1/8" thick	Laminated furniture board	Maple plywood
6 I-BEAM	Furniture board Dadoed into end panels to keep cabinet square, 1/2" thick	Furniture board	Plywood 1/2" thick
7 HANGER RAIL	Furniture board or plywood 1/2" thick - Pocket screwed for superior strength	Furniture board or plywood	Furniture board or plywood
8 SHELVES	Laminated furniture board 3/4" thick - optional upgrade to roll-out trays	Laminated furniture board	Maple plywood
8a SHELF SUPPORTS SOLID METAL	Silver finish; slides into pre-drilled holes for simple shelf adjustability.		
9 HINGES	Quiet Close hinge		Barrel hinge available in four finishes Concealed or Barrel hinge
10 TOE KICK	Furniture board 1/2" thick - fully enclosed	Furniture board	Plywood
11 MAGNETIC CATCH	Silver finish		
WARRANTY	Lifetime Limited		

ALL PLYWOOD CONSTRUCTION is available as an upgrade for Silverline and Gold. All components listed above as furniture board would be modified to plywood. The interior of cabinets with all plywood construction receive maple veneer with a clear finish.
Furniture board is a durable engineered composite material made of densely compressed wood fibers, providing strength and consistency for long lasting cabinet construction.



Standard on all product lines

Quiet Close, full-extension
drawer guides

- Controlled drawer closure — won't slam shut!

Quiet Close doors

- Integrated hinge with controlled door closure — won't slam shut!

Optional upgrade on Platinum and Gold

Quiet Close, full-extension,
heavy-duty drawer guides

- Controlled drawer closure plus 135 lb. capacity

DRAWER CONSTRUCTION

We use the same solid construction techniques across all our product lines, giving you trustworthy durability and lasting strength. Drawers feature:

- 5/8" thick hardwood sides
- 1/4" thick fully-captured drawer bottom
- Furniture-quality dovetail construction
- Sealed with clear coat for easy cleaning

NOTE: Wood character and color variations are visible in hardwood.



Fully captured drawer bottom



Dovetail construction

PLYWOOD

We ensure that our plywood meets or exceeds the highest standards for air quality (including TSCA Title VI and CARB emissions standards).

For plywood upgrade cabinets, we use only the highest grade materials, including two types of plywood:

- Traditional plywood with an all-fir-crossband core has an ideal strength-to-weight ratio for many cabinet parts, so it is used for end panels, shelves, I-beams, hanging rails, etc.
- Engineered plywood with an MDF crossband core creates a superior surface for accepting stains and paints, so it is used for finished surfaces such as finished ends and matching finished interiors.

Visit medallioncabinetry.com for more details.



Fir core plywood



Engineered core plywood

OPPOSITE PAGE: (Platinum) Loxley in Cappuccino Burnt Sienna Glaze & Highlight on cherry; Amesbury Chai Latte Classic





INSPIRED BY YOUR LIFE

One Medallion Way, Waconia, MN 55387

medallioncabinetry.com



Product Availability

Styles and product availability may vary slightly from those shown in this guide due to material availability and/or improvements to our designs. Specifications are subject to change without notice.

Photography Limitations

Product photography and illustrations have been reproduced as accurately as print and web technologies permit. To ensure highest satisfaction, we suggest you view an actual sample from your nearest Medallion dealer for best color, wood grain and finish representation.



• A Cabinetworks Group brand