



A quick reference guide to Medallion's door styles, wood species and finishes.



PLATINUM



GOLD



SILVERLINE



FINDING HOME


Whether you're breathing new life into an existing space or creating something brand new, reflect your own excellent taste with Medallion's plentiful offerings. With cabinetry styles from classic to cutting edge, you'll find doors and finishes that express your own personal flair. No matter what you envision, find the perfect look here—your inspired space awaits.

PLATINUM Door Styles

Wood Species ▶ Price Group

A Knotty Alder
C Cherry
M Maple
D MDF
Q Quartersawn Oak

AMESBURY
maple Irish Crème Classic



A ▶ 9
C ▶ 9
M ▶ 8
Q ▶ 9

BAHAMAS
knotty alder Peppered Appaloosa



A ▶ 5
C ▶ 5
M ▶ 4

BAYSIDE
maple Bay Leaf Classic



A ▶ 2
C ▶ 2
M ▶ 1
D ▶ 1
Q ▶ 1

CALISTOGA
maple Peppered Appaloosa




A ▶ 6
C ▶ 6
M ▶ 5

CAMELOT
maple Tumbleweed Burnt Sienna
Glaze and Highlight



A ▶ 8
C ▶ 8
M ▶ 7

CATALINA
knotty alder Peppercorn Ebony
Glaze and Highlight



A ▶ 9
C ▶ 9
M ▶ 8

CHELSEA
knotty alder Natural



A ▶ 4
C ▶ 4
M ▶ 3
D ▶ 1

CRAFTSMAN
cherry Cappuccino Burnt Sienna
Glaze and Highlight




A ▶ 3
C ▶ 3
M ▶ 2
Q ▶ 2

DANA POINTE
cherry Peppercorn Ebony Glaze
and Highlight



A ▶ 7
C ▶ 7
M ▶ 6

DEVONSHIRE
maple Blush Classic




A ▶ 8
C ▶ 8
M ▶ 7

GABLE
maple Magnolia Classic



C ▶ 9
M ▶ 8
Q ▶ 8

HUDSON FALLS
maple Chai Latte Classic




A ▶ 5
C ▶ 5
M ▶ 4
Q ▶ 4

LOXLEY
cherry Silver Appaloosa



C ▶ 6
M ▶ 5

MADISON
maple White Icing Classic



A ▶ 5
C ▶ 5
M ▶ 4

MIDDLETON
knotty alder Smoke



A ▶ 6
C ▶ 6
M ▶ 5

NEWCASTLE
maple Eucalyptus Classic



A ▶ 8
C ▶ 8
M ▶ 7

OASIS
quartersawn oak Greystone



A ▶ 6
C ▶ 6
M ▶ 5
Q ▶ 5

PICCADILLY
maple Sandalwood



C ▶ 6
M ▶ 5

PROVIDENCE
maple Irish Crème Classic



A ▶ 5
C ▶ 5
M ▶ 4
D ▶ 2

SANTA CRUZ
maple Sea Salt Classic



A ▶ 2
C ▶ 2
M ▶ 1
D ▶ 1

STOCKTON
maple Macchiato Classic



A ▶ 4
C ▶ 4
M ▶ 2
Q ▶ 2

TRINITY
quartersawn oak Greystone




C ▶ 7
M ▶ 6
Q ▶ 6

VENICE
maple Frappe Classic



A ▶ 8
C ▶ 8
M ▶ 7

WALDORF
maple White Icing Pewter Highlight



A ▶ 6
C ▶ 6
M ▶ 5

WELLINGTON
maple Earl Grey Classic



A ▶ 8
C ▶ 8
M ▶ 7

WINSLOW
maple White Chocolate Classic



A ▶ 8
C ▶ 8
M ▶ 7


The Platinum line includes two standard face frame options and two standard hinge types.

FACE FRAME OPTIONS

- Beaded face frame includes a rounded groove within the face frame, closest to the doors/drawer fronts.
- Non-beaded face frame maintains original specifications.



Beaded



Non-beaded

HINGE OPTIONS

- Concealed hinge with integrated Quiet Close (not visible from the cabinet exterior).
- Barrel hinges include a finial detail; are visible from the exterior and are offered in four finishes.



Flat Black



Antique Brass



Nickel



Oil Rubbed Bronze

ONE STYLE FOUR OPTIONS

Medallion makes it easy to create a style truly inspired by you. You can choose your door style as well as the center panel to create a unique look. Raised, reverse raised, flat, beaded—the pick your panel option is available on a variety of door styles.

All of our style options can be seen on pages 8-9. The corresponding panel options, with species availability and price group information, are shown in the charts below.

DEVONSHIRE



FLAT PANEL



RAISED PANEL



REVERSE RAISED PANEL



BEADED PANEL

Pick-A-Panel Door Styles Price Group Chart

DOOR STYLE	FLAT PANEL								REVERSE RAISED								RAISED								BEADED							
	CHERRY	HICKORY	KNOTTY ALDER	MDF	MAPLE	RUSTIC MAPLE	OAK	QS OAK	CHERRY	HICKORY	KNOTTY ALDER	MDF	MAPLE	RUSTIC MAPLE	OAK	QS OAK	CHERRY	HICKORY	KNOTTY ALDER	MDF	MAPLE	RUSTIC MAPLE	OAK	QS OAK	CHERRY	HICKORY	KNOTTY ALDER	MDF	MAPLE	RUSTIC MAPLE	OAK	QS OAK
Briarwood	2	1	3	-	1	1	1	-	5	1	5	-	2	2	1	-	5	1	5	-	2	2	1	-	6	2	6	-	3	3	2	-
Brookhill	3	1	5	2	2	2	1	-	7	3	7	3	4	4	3	-	7	3	7	3	4	4	3	-	8	4	8	-	5	5	4	-
Calistoga	6	4	6	-	5	-	5	-	10	8	10	-	9	-	8	-	10	8	10	-	9	-	8	-	11	9	11	-	10	-	9	-
Camelot	6	-	6	-	5	-	5	-	11	-	11	-	10	-	9	-	11	-	11	-	10	-	9	-	12	-	12	-	11	-	10	-
Craftsman	5	3	5	-	4	4	3	8	7	5	7	-	6	6	5	10	7	5	7	-	6	6	5	10	8	6	8	-	7	7	6	11
Dana Pointe	4	2	4	-	3	3	2	-	6	4	6	-	5	5	4	-	6	4	6	-	5	5	4	-	7	5	7	-	6	6	5	-
Devonshire	8	6	8	-	7	-	6	-	10	8	10	-	9	-	8	-	10	8	10	-	9	-	8	-	11	9	11	-	10	-	9	-
Ellison	5	3	5	-	4	4	4	-	9	7	9	-	8	8	7	-	9	7	9	-	8	8	7	-	10	8	10	-	9	9	8	-
Hudson Falls	6	4	6	-	5	5	4	7	7	5	7	-	6	6	5	8	-	-	-	-	-	-	-	-	8	6	8	-	7	7	6	9
Loxley	8	6	-	-	7	-	6	-	11	8	-	-	9	-	9	-	11	8	-	-	9	-	9	-	12	9	-	-	10	-	10	-
Madison	4	2	4	-	3	3	2	-	8	6	8	-	7	7	6	-	8	6	8	-	7	7	6	-	9	7	9	-	8	8	7	-
Mendocino	7	5	7	-	6	6	5	-	8	6	8	-	7	7	6	-	8	6	8	-	7	7	6	-	9	7	9	-	8	8	7	-
Mission	6	4	6	-	5	5	4	7	7	5	7	-	6	6	5	8	7	5	7	-	6	6	5	8	8	6	8	-	7	7	6	9
Napa Valley	2	1	3	-	1	1	1	-	5	1	5	-	2	2	1	-	5	1	5	-	2	2	1	-	6	2	6	-	3	3	2	-
Park Place	6	4	6	3	5	5	4	-	7	5	7	5	6	6	5	-	7	5	7	5	6	6	5	-	8	6	8	-	7	7	6	-

1

PICK YOUR
STYLE

DEVONSHIRE



See Section 200 of your Gold Specifications Manual for additional details.

2

PICK YOUR
PANEL

RAISED PANEL



FLAT PANEL



REVERSE RAISED



BEADED PANEL

Pick-A-Panel Door Styles Price Group Chart

DOOR STYLE	FLAT PANEL								REVERSE RAISED								RAISED								BEADED							
	CHERRY	HICKORY	KNOTTY ALDER	MDF	MAPLE	RUSTIC MAPLE	OAK	QS OAK	CHERRY	HICKORY	KNOTTY ALDER	MDF	MAPLE	RUSTIC MAPLE	OAK	QS OAK	CHERRY	HICKORY	KNOTTY ALDER	MDF	MAPLE	RUSTIC MAPLE	OAK	QS OAK	CHERRY	HICKORY	KNOTTY ALDER	MDF	MAPLE	RUSTIC MAPLE	OAK	QS OAK
Potter's Mill	4	2	4	1	3	3	2	-	7	5	7	5	6	6	5	-	7	5	7	5	6	6	5	-	8	6	8	-	7	7	6	-
Providence	6	4	6	3	5	5	4	-	8	6	8	6	7	7	6	-	8	6	8	6	7	7	6	-	9	7	9	-	8	8	7	-
Rushmore	4	2	4	-	3	3	2	-	8	6	8	-	7	7	6	-	8	6	8	-	7	7	6	-	9	7	9	-	8	8	7	-
Sonoma	7	5	7	-	6	6	5	-	8	6	8	-	7	7	6	-	8	6	8	-	7	7	6	-	9	7	9	-	8	8	7	-
Stockton	3	1	3	-	2	2	1	8	6	4	6	-	5	5	4	11	6	4	6	-	5	5	4	11	7	5	7	-	6	6	5	12
Stratford	2	1	3	-	1	1	1	-	5	1	5	-	2	2	1	-	5	1	5	-	2	2	1	-	6	2	6	-	3	3	2	-
Valencia	8	-	-	-	7	-	-	-	9	-	-	-	8	-	-	-	9	-	-	-	8	-	-	-	10	-	-	-	9	-	-	-
Venice	7	-	7	-	6	-	-	-	9	-	9	-	8	-	-	-	9	-	9	-	8	-	-	-	10	-	10	-	9	-	-	-
Victoria	6	-	-	-	5	-	-	-	9	-	-	-	8	-	-	-	9	-	-	-	8	-	-	-	10	-	-	-	9	-	-	-
Wakefield	8	-	8	-	7	-	-	-	11	-	11	-	10	-	-	-	11	-	11	-	10	-	-	-	12	-	12	-	11	-	-	-
Wellington	5	3	5	-	4	4	3	-	9	7	9	-	8	8	7	-	9	7	9	-	8	8	7	-	10	8	10	-	9	9	8	-
Windwood	3	1	5	-	2	2	1	-	7	3	7	-	4	4	3	-	7	3	7	-	4	4	3	-	8	4	8	-	5	5	4	-
Winslow	7	5	7	-	6	6	5	-	10	8	10	-	9	9	8	-	-	-	-	-	-	-	-	-	11	9	11	-	10	10	9	-
York	7	-	-	-	6	-	-	-	9	-	-	-	8	-	-	-	9	-	-	-	8	-	-	-	10	-	-	-	9	-	-	-

GOLD

Pick-a-Panel Door Styles

Wood species availability and price group information on pages 6-7.

BRIARWOOD
RAISED PANEL



knotty alder Natural

Half Overlay

BROOKHILL
RAISED PANEL



maple Dusk Classic

Full Overlay

CALISTOGA
REVERSE RAISED PANEL



maple Silver Appaloosa

Full Overlay

CAMELOT
RAISED PANEL



maple White Icing Classic

Full Overlay

CRAFTSMAN
REVERSE RAISED PANEL



maple Eucalyptus

Full Overlay

DANA POINTE
RAISED PANEL



knotty alder Amaretto

Full Overlay

DEVONSHIRE
RAISED PANEL



cherry Peppercorn

Full Overlay

ELLISON
BEADED PANEL



maple Divinity Burnt Sienna Highlight

Full Overlay

HUDSON FALLS
BEADED PANEL



rustic maple Eagle Rock Sable Highlight

Full Overlay

LOXLEY
FLAT PANEL



maple Buff Classic

Full Overlay

MADISON
RAISED PANEL



rustic maple Harvest Bronze Ebony Glaze and Highlight with Legacy Distressing

Full Overlay

MENDOCINO
FLAT PANEL



hickory French Roast Sable Highlight

Full Overlay

MISSION
FLAT PANEL



maple Dried Lavender

Full Overlay

NAPA VALLEY
BEADED PANEL



knotty alder Smoke Ebony Glaze and Highlight

Half Overlay

PARK PLACE
RAISED PANEL



Full Overlay

maple Gale Classic

POTTER'S MILL
FLAT PANEL



Full Overlay

maple Sea Salt Classic

PROVIDENCE
FLAT PANEL



Full Overlay

maple Frappe Ebony Highlight

RUSHMORE
BEADED PANEL



Full Overlay

rustic maple Ginger Snap

SONOMA
RAISED PANEL



Full Overlay

oak Cottage White Sheer

STOCKTON
REVERSE RAISED PANEL



Full Overlay

maple Earl Grey Classic

STRATFORD
RAISED PANEL



Half Overlay

maple Carriage Black Ebony Glaze with Heirloom Distressing

VALENCIA
RAISED PANEL



Full Overlay

cherry Pecan Burnt Sienna Glaze and Highlight with Legacy Distressing

VENICE
RAISED PANEL



Full Overlay

maple Bay Leaf Classic

VICTORIA
RAISED PANEL



Full Overlay

maple Tumbleweed Burnt Sienna Glaze and Highlight

WAKEFIELD
RAISED PANEL



Full Overlay

knotty alder Cappuccino


WELLINGTON
RAISED PANEL



Full Overlay

knotty alder Eagle Rock Sable Glaze and Highlight

WINDWOOD
FLAT PANEL



Full Overlay

cherry Buckskin Appaloosa

WINSLOW
REVERSE RAISED PANEL



Full Overlay

knotty alder Peppered Appaloosa

YORK
REVERSE RAISED PANEL



Full Overlay

maple Amaretto Ebony Glaze and Highlight

GOLD Specialty Door Styles

Wood Species ▶ Price Group

AKnotty Alder
C.....Cherry
DMDF
HHickory
M.....Maple
R.....Rustic Maple
OOak
Q.....Quartersawn Oak
SC....Straight-Grain Cherry
SM ...Straight-Grain Maple
SQ ...Straight-Grain Quartersawn Oak

BAHAMAS
maple Eagle Rock Sable Glaze and Highlight



A ▶ 10
C ▶ 10
H ▶ 8
M ▶ 9
R ▶ 9
O ▶ 8

Full Overlay

BELLA
straight-grain quartersawn oak
Islander Dry Brush



D ▶ 3
SC ▶ 7
SM ▶ 5
SQ ▶ 8

Full Overlay

CHEYENNE
hickory Tumbleweed



H ▶ 6

Full Overlay

GABLE
oak Sandalwood Burnt Sienna
Glaze and Highlight



C ▶ 10
M ▶ 9
O ▶ 8
Q ▶ 11

Full Overlay

GLENWOOD
cherry Peppered Appaloosa



C ▶ 5
M ▶ 4
R ▶ 4
O ▶ 3

Full Overlay

MIDDLETON
cherry Cappuccino



A ▶ 5
C ▶ 5
M ▶ 4

Full Overlay

PICCADILLY
maple White Chocolate Classic



C ▶ 10
M ▶ 9

Full Overlay

TRINITY
maple Chestnut



C ▶ 12
M ▶ 11
O ▶ 11
Q ▶ 12

Full Overlay

YUKON
hickory Natural



H ▶ 7
R ▶ 8

Full Overlay

FULL OVERLAY VS. HALF OVERLAY

Gold and Silverline door styles are either full or half overlay. Full overlay door styles cover almost the entire face frame when closed. Half overlay door styles cover part of the face frame when closed. Both overlay styles are structurally sound, the difference is purely aesthetic.



Full Overlay



Half Overlay

SILVERLINE

Door Styles

Wood Species ▶ Price Group

A.....Knotty Alder
C.....Cherry
D.....MDF
H.....Hickory
M.....Maple
O.....Oak
Q.....Quartersawn Oak
T.....Thermofoil



CARLISLE

OPTIONAL UPGRADE TO FIVE-PIECE DRAWER FRONT

Most standard Silverline drawer fronts are slab. Medallion offers the option to upgrade to a five-piece drawer front that matches the door style chosen. Five-piece drawer fronts are another way Medallion can make cabinets unique to you.



COLUMBIA



CALDWELL



CAMILLA, WINSTON



CARAWAY



FENWICK



FLETCHER



JACKSON



LIBERTY



LANCASTER



WALTON



WYATT

AVALON
oak Seagrass Sheer



C ▶ 4
H ▶ 1
M ▶ 2
O ▶ 1

Full Overlay

CALDWELL
maple White Icing Classic



C ▶ 8
M ▶ 7
O ▶ 5

Full Overlay

CAMILLA
cherry Natural Burnt Sienna Highlight



A ▶ 8
C ▶ 8
H ▶ 6
M ▶ 6

Full Overlay

CARAWAY
cherry Peppercorn



C ▶ 9
M ▶ 7

Full Overlay

SILVERLINE

Door Styles

Wood Species ▶ Price Group

A.....Knotty Alder
C.....Cherry
D.....MDF
H.....Hickory
M.....Maple
O.....Oak
Q.....Quartersawn Oak
T.....Thermofoil

CARLISLE
maple White Chocolate Classic



C ▶ 7
M ▶ 5

Full Overlay

COLUMBIA
maple Hazelnut Burnt Sienna Highlight



A ▶ 7
C ▶ 7
M ▶ 5
O ▶ 3

Half Overlay

FENWICK
knotty alder Amaretto Ebony Highlight



A ▶ 8
C ▶ 8
H ▶ 6
M ▶ 6
O ▶ 6

Full Overlay

FENWICK
thermofoil White



T ▶ 6

Full Overlay

FLETCHER
cherry Chestnut



C ▶ 7
M ▶ 5

Full Overlay

GREELEY
MDF Irish Crème Classic



D ▶ 2

Full Overlay

JACKSON
maple Eagle Rock



A ▶ 4
C ▶ 4
D ▶ 1
H ▶ 3
M ▶ 3
O ▶ 3

Full Overlay

LANCASTER
maple White Icing Classic



A ▶ 5
C ▶ 5
D ▶ 2
H ▶ 4
M ▶ 4
O ▶ 4

Full Overlay

LIBERTY
oak Tumbleweed



M ▶ 3
O ▶ 2

Half Overlay

WALTON
knotty alder Smoke



A ▶ 6
C ▶ 6
D ▶ 3
H ▶ 5
M ▶ 5
O ▶ 5

Full Overlay

WINSTON
maple Sandalwood Burnt Sienna Highlight



A ▶ 8
C ▶ 8
H ▶ 6
M ▶ 6

Full Overlay

WINTERBERRY
thermofoil White



T ▶ 6

Full Overlay

WYATT
oak Castle Rock Sheer



C ▶ 7
M ▶ 5
O ▶ 4

Full Overlay

WOOD SPECIES

OAK

Available in Gold and Silverline


- Open grain patterns vary from close-knit and vertical to prominent and arched
- Colors range from light tan and pink to medium dark red and brown
- May contain small mineral streaks and some pin knots

QUARTERSAWN OAK

Available in Platinum and Gold

- Quartered and cut at a 90-degree angle to the growth ring of the tree to create close-knit vertical grain pattern
- Exposes a beautiful aspect of the grain called flake
- Colors range from light tan and pink to medium dark red and brown
- Dense, heavy wood that is very strong and resists shock
- Typical in Mission or Arts and Crafts styling


OAK CHARACTERISTICS



Pin knots



Mineral streaks




Close-knit, vertical grain



Prominent, arched grain

QUARTERSAWN OAK AND OAK STAINS



Champagne†




Natural




Cappuccino†



Peppercorn



Tumbleweed




Sandalwood




Hazelnut




Pecan



Chestnut**†




Amaretto




Rumberry†




Eagle Rock†



French Roast†



Walnut



Espresso*



Onyx



Smoke

* Finish not available on Quartersawn Oak

** Finish not available on Oak

† Finish not available in Silverline

Silverline glazes available in Highlight only.




Hudson Falls Flat Panel (Gold) quartersawn oak in Natural



Lancaster (Silverline) oak in Natural


QUARTERSAWN OAK CHARACTERISTICS




Flake

QUARTERSAWN OAK AND OAK GLAZES

Available in Highlight, or Glaze and Highlight.



Cappuccino Burnt Sienna Glaze**†




Peppercorn Ebony Glaze**†



Tumbleweed Burnt Sienna Glaze



Sandalwood Burnt Sienna Glaze




Harvest Bronze Ebony Glaze**†




Rumberry Ebony Glaze†



Amaretto Ebony Glaze**†



Eagle Rock Sable Glaze†



French Roast Sable Glaze†



Smoke Ebony Glaze

HIGHLIGHT ONLY

Hand brushing glaze on select profiles of doors, drawer fronts, moldings, and accessories to accent and define detail without changing the overall base color.

GLAZE AND HIGHLIGHT

Glazing to change the base color and highlighting to define details on doors, drawer fronts, moldings, and accessories.



Brookhill Raised Panel (Gold) cherry in Natural

CHERRY

Available in Platinum, Gold and Silverline

- Rich color and smooth, flowing grain patterns
- Color varies from light pink to dark brown; variations are more prominent with lighter stains
- Will darken or mellow with age, a change that is more noticeable with light stains—sun exposure greatly accelerates this process

CHERRY CHARACTERISTICS



Pin knots



Mineral streaks



Pitch pockets




Sap wood

CHERRY STAINS




Cappuccino[†]



Peppercorn




Natural




Tumbleweed



Sandalwood




Pecan



Chestnut



Amaretto




Rumberry[†]




Eagle Rock



French Roast[†]




Ginger Snap




Brandywine



Smoke



Espresso




Onyx

CHERRY GLAZES *Available in Highlight, or Glaze and Highlight.*




Cappuccino Burnt Sienna Glaze[†]



Peppercorn Ebony Glaze[†]



Natural Burnt Sienna Glaze




Tumbleweed Burnt Sienna Glaze



Sandalwood Burnt Sienna Glaze



Pecan Burnt Sienna Glaze




Harvest Bronze Ebony Glaze^{†*}




Amaretto Ebony Glaze




Rumberry Ebony Glaze^{†*}




Eagle Rock Sable Glaze^{†*}




French Roast Sable Glaze^{†*}



Ginger Snap Ebony Glaze



Brandywine Ebony Glaze



Smoke Ebony Glaze

[†]Finish not available in Silverline

^{*}Only available in Glaze and Highlight

Silverline glazes available in Highlight only.




Brookhill Reverse Raised Panel (Gold)
knotty alder Chestnut Ebony Highlight

KNOTTY ALDER

Available in Platinum, Gold and Silverline

- A rich-looking wood that blends well with cherry
- Color is very uniform light brown with a reddish tinge
- Fairly straight-grained, uniform texture
- Contains pin knots, open and closed knots of various sizes, checking and mineral streaks which are typical and not considered defects. Knots may be in locations which affect hardware placement.

KNOTTY ALDER CHARACTERISTICS



Checking



Pin knots



Mineral streaks




Open knots




Closed knots

KNOTTY ALDER STAINS



Cappuccino†



Peppercorn



Natural




Tumbleweed



Sandalwood



Hazelnut



Chestnut




Amaretto




Rumberry†




Eagle Rock†




French Roast†



Walnut



Onyx



Smoke

KNOTTY ALDER GLAZES *Available in Highlight, or Glaze and Highlight.*



Cappuccino Burnt
Sienna Glaze†



Peppercorn
Ebony Glaze†



Natural Burnt
Sienna Glaze



Tumbleweed
Burnt Sienna Glaze



Sandalwood Burnt
Sienna Glaze




Hazelnut Burnt
Sienna Glaze




Harvest Bronze
Ebony Glaze†*




Chestnut
Ebony Glaze†



Amaretto
Ebony Glaze



Rumberry
Ebony Glaze†



Eagle Rock
Sable Glaze†



French Roast
Sable Glaze†



Walnut
Ebony Glaze†



Smoke Ebony
Glaze

†Finish not available in Silverline

*Only available in Glaze and Highlight

Silverline glazes available in Highlight only.



Devonshire Flat Panel (Gold) maple in Hazelnut



Park Place Reverse Raised Panel (Gold) rustic maple in Hazelnut

MAPLE

Available in Platinum, Gold and Silverline

- Smooth texture with tight, uniform grain patterns
- Color is creamy white, varying slightly from almost bright white to light pink or reddish brown
- Contains a natural resin that causes the wood to turn amber as it ages, a change that is more noticeable with light stains. Sun exposure greatly accelerates this process.

RUSTIC MAPLE

Available in Gold

- A dense hardwood with smooth texture and closed grain pattern
- Colors range from creamy whites and light tans to almost black in knotty areas. Bark pockets and mineral streaks can be evident in a single stave of wood.
- Color shift is more evident in lighter finishes
- Medium and dark finishes obscure much of the wood's color variation and the overall finish appears more consistent

MAPLE CHARACTERISTICS



Mineral streaks



Curly grain

RUSTIC MAPLE CHARACTERISTICS



Open knot



Worm holes



Worm tracking



Mineral streaks



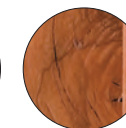
Vibrant color



Closed knot



Bark pockets



Non-structural splits


RUSTIC MAPLE AND MAPLE STAINS



Champagne†



Natural



Tumbleweed



Sandalwood



Hazelnut




Chestnut




Amaretto



Rummary†




Ginger Snap



Eagle Rock




French Roast†



Brandywine



Smoke



Onyx*



Espresso*


RUSTIC MAPLE AND MAPLE GLAZES Available in Highlight, or Glaze and Highlight.



Champagne Burnt Sienna Glaze†



Natural Burnt Sienna Glaze



Tumbleweed Burnt Sienna Glaze



Sandalwood Burnt Sienna Glaze



Hazelnut Burnt Sienna Glaze



Harvest Bronze Ebony Glaze† **




Amaretto Ebony Glaze



Rummary Ebony Glaze†



Ginger Snap Ebony Glaze



Eagle Rock Sable Glaze**



French Roast Sable Glaze†



Brandywine Ebony Glaze



Smoke Ebony Glaze

†Finish not available in Silverline

*Finish not available on Rustic Maple

**Only available in Glaze and Highlight

Silverline glazes available in Highlight only.



Calistoga Raised Panel (Gold) hickory Pecan

HICKORY

Available in Gold and Silverline

- Can vary dramatically in color within a single piece of wood; from almost white to a deep, dark brown
- Bold, prominent grain patterns give it a rustic appearance
- Burls, pin knots, mineral streaks and small, sound knots are typical and are not considered defects

HICKORY CHARACTERISTICS



Pin knots

Mineral streaks

Burl

Small sound knots

HICKORY STAINS



Champagne†

Natural

Tumbleweed

Sandalwood

Pecan


Rumberry†

Amaretto

French Roast†

Smoke

HICKORY GLAZES Available in Highlight, or Glaze and Highlight.



Tumbleweed
Burnt Sienna Glaze

Sandalwood
Burnt Sienna Glaze

Rumberry Ebony
Glaze†

Amaretto Ebony
Glaze†

French Roast
Sable Glaze†

Smoke Ebony
Glaze

†Finish not available in Silverline



Providence Flat Panel (Gold) MDF Macchiato
Ebony Highlight

MDF (Medium Density Fiberboard)

Available in Platinum, Gold and Silverline

- An engineered wood product with a smooth surface and a consistent core.
- Painted MDF is durable and more resistant to warping, expansion and contraction than solid hardwoods.
- MDF is available in select door styles in Classic Paints and Classic Paints with Highlight or Glaze and Highlight.
- See page 18-19 for available paint and glaze colors.

FINISHES

CLASSIC PAINTS

Available in Platinum and Gold

Select colors available in Silverline

Medallion's Classic Paint finishes offer lustrous color and completely opaque coverage plus the flexibility to design with simplicity or sophistication.

Photo left: Camelot Raised Panel (Gold) maple Divinity Classic




CLASSIC PAINT CHARACTERISTICS

① Even coverage, ② Lustrous color

MAPLE AND MDF CLASSIC PAINTS

Magnolia	Sea Salt*	White Icing*	Divinity*	White Chocolate*	Buff
Fauna	Safari	Gazelle	Irish Crème*	Chai Latte*	Macchiato*
Sandpiper	Frappe*	Earl Grey*	Carriage Black*	Gray Owl	London Fog
Perfect Storm	Dusk	Gale	Celeste	Billow	Lakeshore
Tidal	Marine	Bay Leaf	Aloe	Eucalyptus	Cypress
Sumac	Cayenne	Spanish Paprika	Buttercream	Saffron	Curry
Dried Lavender	Blush				

ADDITIONAL WOOD SPECIES



Carriage Black Oak** and Quartersawn Oak*

Carriage Black Hickory**

*Also available in Silverline

**Only available in Gold


PAINT WITH HIGHLIGHT

Available in Platinum, Gold and Silverline


This look is achieved by hand brushing highlights on an enamel base coat. The brush strokes are defined and included on profiles of doors and drawer fronts to enhance detail. The amount of highlight hang-up varies based on door style.

Photo right: Lancaster (Silverline) maple in Divinity with Burnt Sienna Highlight. Door has five piece drawer front modification.

MAPLE AND MDF HIGHLIGHT PAINTS



*Only available in Platinum and Gold.



HIGHLIGHTED PAINT CHARACTERISTICS
① Highlighted profile
② Lustrous color



PAINT WITH GLAZE AND HIGHLIGHT

Available in Platinum and Gold

This look is achieved by adding a glaze and highlight to an enamel base coat. The amount of glaze hang-up varies based on door style.

Photo left: Providence Beaded Panel (Gold) maple Saffron Mocha Glaze and Highlight

MAPLE AND MDF PAINT WITH GLAZE AND HIGHLIGHT



PAINT WITH GLAZE AND HIGHLIGHT CHARACTERISTICS
① Glaze hang-up ② Patina on flat surfaces ③ Highlight


PAINT WITH HEIRLOOM DISTRESSING

Available in Platinum and Gold


This look is achieved by adding a glaze and highlight to an enamel base coat. The amount of glaze hang-up varies based on door style. Random distressing and sand through is also added to create the wear and patina of an heirloom furniture piece.

Photo left: Wakefield Raised Panel (Gold) maple Saffron Mocha Glaze and Highlight with Heirloom Distressing

MAPLE PAINT WITH HEIRLOOM DISTRESSING



CARRIAGE BLACK PAINT WITH HEIRLOOM DISTRESSING ON ADDITIONAL WOODS



*Only available in Gold.

PAINT WITH HEIRLOOM DISTRESSING

① Sanded Corners ② Patina on flat surfaces ③ Glaze hang-up ④ Highlight



ANTIQUE DISTRESSING CHARACTERISTICS

① Sanded corners ② Dents ③ Glaze hang-up

ANTIQUE DISTRESSING

Available in Platinum and Gold

Expert craftsmanship creates this antique look by lightly distressing the wood for a subtle, worn appearance. This decorative art form gives the wood a slightly aged feel, adding character and a one-of-a-kind patina. Characteristics inherent in this technique include sanded corners/profiles of doors and drawer fronts, as well as small dings and dents. Antique Distressing available on cherry, knotty alder, maple and rustic maple with glaze and highlight finish in our standard offering. Rustic maple not available in Platinum.

Photo: Venice Raised Panel (Gold) cherry Harvest Bronze Ebony Glaze and Highlight with Antique Distressing



LEGACY DISTRESSING CHARACTERISTICS

① Sanded corners and profiles ② Dents ③ Glaze hang-up ④ Worm holes ⑤ Knife marks/chisel marks ⑥ Cowtailing ⑦ Rasping

LEGACY DISTRESSING

Available in Platinum and Gold

Medallion's Legacy Distressed finish is created when our finish experts physically distress the wood to evoke an aged appearance. Along with the characteristics of Antique Distressing, the Legacy finish features rasping, worm holes, chisel marks, and knife splits. In addition to physical distressing elements, cowtailing is applied.

Legacy Distressing available on cherry, knotty alder, maple and rustic maple with glaze and highlight finish in our standard offering. Rustic maple not available in Platinum.

Photo: Wakefield Raised Panel (Gold) knotty alder Peppercorn Ebony Glaze and Highlight with Legacy Distressing


COASTAL COLLECTION

Available in Platinum and Gold
Dry Brush not available in Silverline


These color-washed stains allow the natural texture of the wood species selected to show through. Available with subtle dry-brushed accents or in Sheer with semi-transparent coverage.

Photo: Wakefield Raised Panel (Gold) maple Islander Dry Brush

AVAILABLE ON MAPLE, OAK & QUARTERSAWN OAK



Cottage White
Dry Brush




Seagrass
Dry Brush



Islander
Dry Brush



Castle Rock
Dry Brush



Harbor Mist
Dry Brush



Cottage White
Sheer*



Seagrass
Sheer



Islander
Sheer



Castle Rock
Sheer



Harbor Mist
Sheer

*Finish not available on maple




STONEY BROOKE COLLECTION

Available in Platinum and Gold


This unique finish is achieved by artfully brushing multiple glaze materials onto a stained surface. Thicker than a normal glaze, the varying shades of application create a subtle textural feel and appearance. Available on select door styles in quartersawn oak in Platinum and oak and quartersawn oak in Gold.

Photo: Craftsman Raised Panel (Gold) oak Greystone

STONEY BROOKE FINISHES




Greystone



Cobblestone



Boulder



Shale



APPALOOSA COLLECTION

Available in Platinum and Gold

Appaloosa finish characteristics include a semi-transparent stain, distressing (including sanded corners and profiles, dents, worm holes, knife marks, and cowtailing) and glaze hang-up. Glaze brushed accents are also added to enhance the depth of the finish. All physical and finish elements are hand applied, giving each piece a unique time-worn appearance.

Appaloosa finishes available on maple, rustic maple, cherry, knotty alder. Rustic maple not available in Platinum.

Photo: Brookhill Raised Panel (Gold) maple Peppered Appaloosa

APPALOOSA FINISHES



Peppered
Appaloosa



Buckskin
Appaloosa



Silver Appaloosa



Dove Appaloosa



FINISH SELECT PROGRAM

Available in Platinum and Gold

Finish Select uses stains, Classic Paint, Custom Paint or Coastal colors as the base material, but provides more versatility to achieve the look you want. Take it a step further by including a distressed application.

Once a door style and species is chosen, follow these steps to make your selection. Remember to order and approve a sample door before a final order is placed.



1 PICK YOUR BASE COLOR

2 PICK YOUR GLAZE



BURNT SIENNA



EBONY



MOCHA



RAW UMBER



SABLE



PEWTER*


* Available in Highlight only.

3

PICK YOUR GLAZE APPLICATION



HIGHLIGHT ONLY



GLAZE AND HIGHLIGHT

4

ADD DRY BRUSH

Light dry-brushed taupe accents available on any base color.



5

PICK YOUR DISTRESSING



HEIRLOOM

Machine dents, sand through



ANTIQUE

Hand dents, round over



LEGACY

Antique plus rasping, worm holes, chisel marks, knife splits, and cowtailing

6

PICK YOUR SHEEN

- SATIN
- SEMI-GLOSS



CABINET CONSTRUCTION

OVERLAY CABINETRY EXAMPLE



INSET CABINETRY EXAMPLE

Platinum plywood standard construction shown.

OVERLAY CABINETRY EXAMPLE

Gold plywood construction shown. Plywood construction is an upgrade.

1	INTERIOR	Light maple print	Light maple print	Maple veneer with clear finish
2	FACE FRAME	3/4" thick solid wood		
3	END PANELS	Laminated furniture board	Laminated furniture board	Maple plywood
		1/2" thick - optional upgrade to 3/4" thick plywood		
4	TOP AND BOTTOM	Laminated furniture board	Laminated furniture board	Maple plywood
		1/2" thick		3/4" thick
5	BACK	Furniture board	Furniture board	Maple plywood
		1/8" thick		
6	I-BEAM	Furniture board	Furniture board	Plywood
		Dadoed into end panels to keep cabinet square, 1/2" thick		3/4" thick
7	HANGER RAIL	Furniture board or plywood	Furniture board or plywood	Furniture board or plywood
		1/2" thick - Pocket screwed for superior strength		
8	SHELVES	Laminated furniture board	Laminated furniture board	Maple plywood
		3/4" thick - optional upgrade to roll-out trays		
8	SHELF SUPPORTS SOLID METAL	Silver finish		
9	HINGES	Quiet Close hinge		Barrel hinge available in four finishes Concealed or Barrel hinge
10	TOE KICK	Furniture board	Furniture board	Plywood
		1/2" thick - fully enclosed		
11	MAGNETIC CATCH	Silver finish		
	WARRANTY	Lifetime Limited		

NOTE: Optional upgrade to plywood available for Silverline and Gold: interior receives maple veneer with clear finish; exterior end panels are unfinished plywood, specify finished end treatments for exposed ends of cabinetry.

Furniture board is a durable engineered composite material made of densely compressed wood fibers, providing strength and consistency for long lasting cabinet construction.



Standard on all product lines

Quiet Close, full-extension drawer guides

- Controlled drawer closure — won't slam shut!

Quiet Close doors

- Integrated hinge with controlled door closure — won't slam shut!

Optional upgrade on Platinum and Gold

Quiet Close, full-extension, heavy-duty drawer guides

- Controlled drawer closure plus 135 lb. capacity

DRAWER CONSTRUCTION

We use the same solid construction techniques across all our product lines, giving you trustworthy durability and lasting strength. All our cabinets are proudly built here in the USA, strengthening local economies and ensuring high quality. Drawers feature:

- $\frac{3}{4}$ " thick hardwood sides
- $\frac{1}{4}$ " thick fully-captured drawer bottom
- Furniture-quality dovetail construction
- Sealed with clear coat for easy cleaning

NOTE: Wood character and color variations are visible in hardwood.



Fully captured drawer bottom



Dovetail construction

PLYWOOD

All Medallion plywood is sourced from domestic forests, including timber salvaged from wildfires and natural disasters. Because we are committed to environmental stewardship in our production processes, approximately 350,000 trees are planted every year. We also ensure that our plywood meets or exceeds the highest standards for air quality (including TSCA Title VI and CARB emissions standards) and can contribute to LEED credits, as well.

For plywood upgrade cabinets, we use only the highest grade materials, including two types of plywood:

- Traditional plywood with an all-fir-crossband core has an ideal strength-to-weight ratio for many cabinet parts, so it is used for end panels, shelves, I-beams, hanging rails, etc.
- Engineered plywood with an MDF crossband core creates a superior surface for accepting stains and paints, so it is used for finished surfaces such as finished ends and matching finished interiors.


Visit medallioncabinetry.com for more details.



Fir core plywood



Engineered core plywood







One Medallion Way
Waconia, MN 55387

medallioncabinetry.com



Product Availability

Styles and product availability may vary slightly from those shown in this guide due to material availability and/or improvements to our designs. Specifications are subject to change without notice.

Printing Limitations

Product photography and illustrations have been reproduced as accurately as print and web technologies permit. To ensure highest satisfaction, we suggest you view an actual sample from your nearest Medallion dealer for best color, wood grain and finish representation.



Kitchen Cabinet Manufacturers Association Environmental Stewardship Program. All products impact the environment. For ESP program criteria, visit kcma.org.