



A quick reference guide to Medallion's door styles, wood species and finishes.

 PLATINUM

 GOLD

 SILVERLINE



FINDING HOME

Whether you're building from scratch or giving an old room a new lease on life, your space should be a reflection of you, down to your cabinet doors.

From classic to cutting edge, Medallion offers a wide variety of door styles, wood species and finishes. Get a quick look at standard and upgrade options, including five-piece drawer fronts in all platforms. No matter what your vision, find the perfect combination for your cabinets—and your home.

PLATINUM Doors Styles

Wood Species ▶ Price Group

- AKnotty Alder
- CCherry
- MMaple
- DMDF
- QQuartersawn Oak

AMESBURY
cherry Eagle Rock Sable Glaze
and Highlight



A ▶ 9
C ▶ 9
M ▶ 8
Q ▶ 9

BAHAMAS
maple Irish Crème Classic



A ▶ 5
C ▶ 5
M ▶ 4

BAYSIDE
cherry Sangria



A ▶ 2
C ▶ 2
M ▶ 1
D ▶ 1
Q ▶ 1

CALISTOGA
maple Peppered Appaloosa



A ▶ 6
C ▶ 6
M ▶ 5

CAMELOT
knotty alder Amaretto



A ▶ 8
C ▶ 8
M ▶ 7

CATALINA
cherry Amaretto Ebony Glaze
and Highlight



A ▶ 9
C ▶ 9
M ▶ 8

CHELSEA
cherry Eagle Rock Sable Glaze
and Highlight



A ▶ 4
C ▶ 4
M ▶ 3
D ▶ 3

CRAFTSMAN
knotty alder Walnut



A ▶ 3
C ▶ 3
M ▶ 2
Q ▶ 2

DANA POINTE
cherry Peppercorn Ebony Glaze and
Highlight



A ▶ 7
C ▶ 7
M ▶ 6

DEVONSHIRE
cherry Vineyard



A ▶ 8
C ▶ 8
M ▶ 7

FIJI
cherry Espresso




C ▶ 7
M ▶ 6

GABLE
cherry Sandalwood Burnt Sienna
Glaze and Highlight



C ▶ 9
M ▶ 8
Q ▶ 8

HUDSON FALLS
maple Chai Latte Classic



A ▶ 5
C ▶ 5
M ▶ 4
Q ▶ 4

LOXLEY
cherry Silver Appaloosa



C ▶ 6
M ▶ 5

MADISON
maple White Icing Classic



A ▶ 5
C ▶ 5
M ▶ 4

MIDDLETON
knotty alder Smoke



A ▶ 6
C ▶ 6
M ▶ 5

NEWCASTLE
maple Islander Dry Brush



A ▶ 8
C ▶ 8
M ▶ 7

OASIS
quartersawn oak Greystone



A ▶ 6
C ▶ 6
M ▶ 5
Q ▶ 5

PICCADILLY
maple Oyster Mocha Glaze and Highlight



C ▶ 6
M ▶ 5

PROVIDENCE
maple Dove Appaloosa



A ▶ 5
C ▶ 5
M ▶ 4
D ▶ 4

SANTA CRUZ
maple Sea Salt Classic



A ▶ 2
C ▶ 2
M ▶ 1
D ▶ 1

STOCKTON
quartersawn oak Boulder



A ▶ 4
C ▶ 4
M ▶ 2
Q ▶ 2

TAHITI
cherry Ginger Snap



A ▶ 8
C ▶ 8
M ▶ 7

TRINITY
maple Sandalwood




C ▶ 7
M ▶ 6
Q ▶ 6

VENICE
maple Frappe Classic



A ▶ 8
C ▶ 8
M ▶ 7

WALDORF
maple White Icing Pewter Highlight



A ▶ 6
C ▶ 6
M ▶ 5

WELLINGTON
knotty alder Sandalwood Burnt
Sienna Glaze and Highlight



A ▶ 8
C ▶ 8
M ▶ 7

WINSLOW
knotty alder Amaretto Ebony Glaze
and Highlight with Legacy Distressing



A ▶ 8
C ▶ 8
M ▶ 7

The Platinum line includes two standard face frame options and two standard hinge types.

FACE FRAME OPTIONS

- Beaded face frame includes a rounded groove within the face frame, closest to the doors/drawer fronts.
- Non-beaded face frame maintains original specifications.



Beaded



Non-beaded

HINGE OPTIONS

- Concealed hinge with integrated Quiet Close.
- Barrel hinges include a finial detail; are visible from the exterior and are offered in four finishes.



Flat Black



Antique Brass



Nickel



Oil Rubbed Bronze

ONE STYLE FOUR OPTIONS

Medallion makes it easy to create a style truly inspired by you. You can choose your door style as well as the center panel to create a unique look. Raised, reverse raised, flat, beaded—the pick your panel option is available on 28 door styles.

All of our style options can be seen on pages 8-9. The corresponding panel options, with species availability and price group information, are shown in the charts below.



Pick-A-Panel Door Styles Price Group Chart

DOOR STYLE	FLAT PANEL								REVERSE RAISED								RAISED								BEADED							
	CHERRY	HICKORY	KNOTTY ALDER	MDF	MAPLE	RUSTIC MAPLE	OAK	QS OAK	CHERRY	HICKORY	KNOTTY ALDER	MDF	MAPLE	RUSTIC MAPLE	OAK	QS OAK	CHERRY	HICKORY	KNOTTY ALDER	MDF	MAPLE	RUSTIC MAPLE	OAK	QS OAK	CHERRY	HICKORY	KNOTTY ALDER	MDF	MAPLE	RUSTIC MAPLE	OAK	QS OAK
Briarwood	2	1	3	-	1	1	1	-	5	1	5	-	2	2	1	-	5	1	5	-	2	2	1	-	6	2	6	-	3	3	2	-
Brookhill	3	1	5	2	2	2	1	-	7	3	7	4	4	4	3	-	7	3	7	4	4	4	3	-	8	4	8	-	5	5	4	-
Calistoga	6	4	6	-	5	-	5	-	10	8	10	-	9	-	8	-	10	8	10	-	9	-	8	-	11	9	11	-	10	-	9	-
Camelot	6	-	6	-	5	-	5	-	11	-	11	-	10	-	9	-	11	-	11	-	10	-	9	-	12	-	12	-	11	-	10	-
Craftsman	5	3	5	-	4	4	3	8	7	5	7	-	6	6	5	10	7	5	7	-	6	6	5	10	8	6	8	-	7	7	6	11
Dana Pointe	4	2	4	-	3	3	2	-	6	4	6	-	5	5	4	-	6	4	6	-	5	5	4	-	7	5	7	-	6	6	5	-
Devonshire	8	6	8	-	7	-	6	-	10	8	10	-	9	-	8	-	10	8	10	-	9	-	8	-	11	9	11	-	10	-	9	-
Ellison	5	3	5	-	4	4	4	-	9	7	9	-	8	8	7	-	9	7	9	-	8	8	7	-	10	8	10	-	9	9	8	-
Hudson Falls	6	4	6	-	5	5	4	7	7	5	7	-	6	6	5	8	-	-	-	-	-	-	-	-	8	6	8	-	7	7	6	9
Loxley	8	6	-	-	7	-	6	-	11	8	-	-	9	-	9	-	11	8	-	-	9	-	9	-	12	9	-	-	10	-	10	-
Madison	4	2	4	-	3	3	2	-	8	6	8	-	7	7	6	-	8	6	8	-	7	7	6	-	9	7	9	-	8	8	7	-
Mission	6	4	6	-	5	5	4	7	7	5	7	-	6	6	5	8	7	5	7	-	6	6	5	8	8	6	8	-	7	7	6	9
Napa Valley	2	1	3	-	1	1	1	-	5	1	5	-	2	2	1	-	5	1	5	-	2	2	1	-	6	2	6	-	3	3	2	-
Park Place	6	4	6	5	5	5	4	-	7	5	7	6	6	6	5	-	7	5	7	6	6	6	5	-	8	6	8	-	7	7	6	-

1 PICK YOUR STYLE

2 PICK YOUR PANEL

DEVONSHIRE



See Section 200 of your Gold Specifications Manual for additional details.



RAISED PANEL



FLAT PANEL



REVERSE RAISED



BEADED PANEL

Pick-A-Panel Door Styles Price Group Chart

DOOR STYLE	FLAT PANEL								REVERSE RAISED								RAISED								BEADED							
	CHERRY	HICKORY	KNOTTY ALDER	MDF	MAPLE	RUSTIC MAPLE	OAK	QS OAK	CHERRY	HICKORY	KNOTTY ALDER	MDF	MAPLE	RUSTIC MAPLE	OAK	QS OAK	CHERRY	HICKORY	KNOTTY ALDER	MDF	MAPLE	RUSTIC MAPLE	OAK	QS OAK	CHERRY	HICKORY	KNOTTY ALDER	MDF	MAPLE	RUSTIC MAPLE	OAK	QS OAK
Potter's Mill	4	2	4	3	3	3	2	-	7	5	7	6	6	6	5	-	7	5	7	6	6	6	5	-	8	6	8	-	7	7	6	-
Providence	6	4	6	5	5	5	4	-	8	6	8	7	7	7	6	-	8	6	8	7	7	7	6	-	9	7	9	-	8	8	7	-
Rushmore	4	2	4	-	3	3	2	-	8	6	8	-	7	7	6	-	8	6	8	-	7	7	6	-	9	7	9	-	8	8	7	-
Sonoma	7	5	7	-	6	6	5	-	8	6	8	-	7	7	6	-	8	6	8	-	7	7	6	-	9	7	9	-	8	8	7	-
Stockton	3	1	3	-	2	2	1	8	6	4	6	-	5	5	4	11	6	4	6	-	5	5	4	11	7	5	7	-	6	6	5	12
Stratford	2	1	3	-	1	1	1	-	5	1	5	-	2	2	1	-	5	1	5	-	2	2	1	-	6	2	6	-	3	3	2	-
Valencia	8	-	-	-	7	-	-	-	9	-	-	-	8	-	-	-	9	-	-	-	8	-	-	-	10	-	-	-	9	-	-	-
Venice	7	-	7	-	6	-	-	-	9	-	9	-	8	-	-	-	9	-	9	-	8	-	-	-	10	-	10	-	9	-	-	-
Victoria	6	-	-	-	5	-	-	-	9	-	-	-	8	-	-	-	9	-	-	-	8	-	-	-	10	-	-	-	9	-	-	-
Wakefield	8	-	8	-	7	-	-	-	11	-	11	-	10	-	-	-	11	-	11	-	10	-	-	-	12	-	12	-	11	-	-	-
Wellington	5	3	5	-	4	4	3	-	9	7	9	-	8	8	7	-	9	7	9	-	8	8	7	-	10	8	10	-	9	9	8	-
Windwood	3	1	5	-	2	2	1	-	7	3	7	-	4	4	3	-	7	3	7	-	4	4	3	-	8	4	8	-	5	5	4	-
Winslow	7	5	7	-	6	6	5	-	10	8	10	-	9	9	8	-	-	-	-	-	-	-	-	-	11	9	11	-	10	10	9	-
York	7	-	-	-	6	-	-	-	9	-	-	-	8	-	-	-	9	-	-	-	8	-	-	-	10	-	-	-	9	-	-	-

GOLD
Pick-a-Panel Door Styles

Wood species availability and price group information on pages 6-7.

BRIARWOOD
RAISED PANEL



knotty alder Natural

Half Overlay

BROOKHILL
RAISED PANEL



maple Harbor Mist Dry Brush

Full Overlay

CALISTOGA
REVERSE RAISED PANEL



maple Silver Appaloosa

Full Overlay

CAMELOT
RAISED PANEL



maple White Icing Classic

Full Overlay

CRAFTSMAN
REVERSE RAISED PANEL



oak Rumberry Ebony Glaze and Highlight

Full Overlay

DANA POINTE
RAISED PANEL



knotty alder Amaretto

Full Overlay

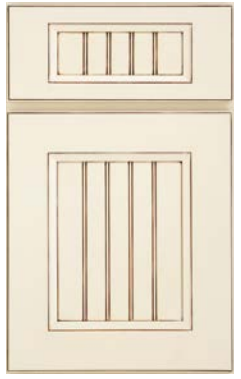
DEVONSHIRE
RAISED PANEL



cherry Peppercorn

Full Overlay

ELLISON
BEADED PANEL



maple Divinity Burnt Sienna Highlight

Full Overlay

HUDSON FALLS
REVERSE RAISED PANEL



oak Seagrass Dry Brush

Full Overlay

LOXLEY
FLAT PANEL



oak Sangria

Full Overlay

MADISON
RAISED PANEL



rustic maple Harvest Bronze Ebony Glaze and Highlight with Legacy Distressing

Full Overlay

MISSION
RAISED PANEL



cherry Peppered Appaloosa

Full Overlay

NAPA VALLEY
BEADED PANEL



knotty alder Smoke Ebony Glaze and Highlight

Half Overlay

PARK PLACE
FLAT PANEL



maple Sea Salt Pewter Highlight

Full Overlay

POTTER'S MILL
FLAT PANEL



Full Overlay

cherry Eagle Rock Sable Glaze and Highlight

PROVIDENCE
FLAT PANEL



Full Overlay

maple Frappe Ebony Highlight

RUSHMORE
BEADED PANEL



Full Overlay

rustic maple Ginger Snap

SONOMA
FLAT PANEL



Full Overlay

oak Cottage White Sheer

STOCKTON
REVERSE RAISED PANEL



Full Overlay

knotty alder Chestnut Ebony Glaze and Highlight

STRATFORD
RAISED PANEL



Half Overlay

maple Carriage Black Ebony Glaze with Heirloom Distressing

VALENCIA
RAISED PANEL



Full Overlay

cherry Pecan Burnt Sienna Glaze and Highlight with Legacy Distressing

VENICE
RAISED PANEL



Full Overlay

maple Oyster Mocha Glaze and Highlight with Heirloom Distressing

VICTORIA
RAISED PANEL



Full Overlay

maple Tumbleweed Burnt Sienna Glaze and Highlight

WAKEFIELD
RAISED PANEL



Full Overlay

knotty alder Cappuccino

WELLINGTON
BEADED PANEL



Full Overlay

maple Earl Grey Classic

WINDWOOD
RAISED PANEL



Full Overlay

maple Islander Dry Brush

WINSLOW
REVERSE RAISED PANEL



Full Overlay

knotty alder Peppered Appaloosa

YORK
REVERSE RAISED PANEL



Full Overlay

maple Amaretto Ebony Glaze and Highlight

GOLD Specialty Door Styles

Wood Species ▶ Price Group

- AKnotty Alder
- CCherry
- DMDF
- HHickory
- MMaple
- RRustic Maple
- OOak
- QQuartersawn Oak
- SCStraight-Grain Cherry
- SM ...Straight-Grain Maple
- SQ ...Straight-Grain Quartersawn Oak

BAHAMAS
maple Macchiato Classic



- A ▶ 10
- C ▶ 10
- H ▶ 8
- M ▶ 9
- R ▶ 9
- O ▶ 8

Full Overlay

BELLA
straight-grain quartersawn oak
Islander Dry Brush



- SC ▶ 7
- SM ▶ 5
- SQ ▶ 8
- D ▶ 5

Full Overlay

CHEYENNE
hickory Tumbleweed



- H ▶ 6

Full Overlay

GABLE
oak Sandalwood Burnt Sienna
Glaze and Highlight



- C ▶ 10
- M ▶ 9
- O ▶ 8
- Q ▶ 11

Full Overlay

GLENWOOD
cherry Peppered Appaloosa



- C ▶ 5
- M ▶ 4
- R ▶ 4
- O ▶ 3

Full Overlay

PICCADILLY
maple White Chocolate Classic



- C ▶ 10
- M ▶ 9

Full Overlay

TRINITY
maple Chestnut



- C ▶ 12
- M ▶ 11
- O ▶ 11
- Q ▶ 12

Full Overlay

YUKON
hickory Natural



- H ▶ 7
- R ▶ 8

Full Overlay

FULL OVERLAY VS. HALF OVERLAY

Gold and Silverline door styles are either full or half overlay. Full overlay door styles almost cover the entire face frame when closed. Half overlay door styles cover part of the face frame when closed. Both overlay styles are structurally sound, the difference is purely aesthetic.



Full Overlay



Half Overlay

SILVERLINE

Door Styles

Wood Species ▶ Price Group

- A.....Knotty Alder
- C.....Cherry
- D.....MDF
- H.....Hickory
- M.....Maple
- O.....Oak
- Q.....Quartersawn Oak
- T.....Thermofoil

ASTORIA
maple Vineyard



C ▶ 7
M ▶ 5
O ▶ 3

Half Overlay


AVALON
oak Seagrass Dry Brush



C ▶ 4
H ▶ 1
M ▶ 2
O ▶ 1

Full Overlay

BRIDGEPORT
oak Walnut



O ▶ 3

Half Overlay

CALDWELL
cherry Natural Burnt Sienna Highlight



C ▶ 8
M ▶ 7
O ▶ 5

Full Overlay

CAMILLA
cherry Natural Burnt Sienna Highlight



A ▶ 8
C ▶ 8
H ▶ 6
M ▶ 6

Full Overlay

CARAWAY
cherry Peppercorn



C ▶ 10
M ▶ 9

Full Overlay

CARLISLE
maple White Chocolate Classic



C ▶ 7
M ▶ 5

Full Overlay

CHANNING
cherry Ginger Snap



C ▶ 9
M ▶ 7

Full Overlay

COLUMBIA
maple Hazelnut Burnt Sienna Highlight



A ▶ 7
C ▶ 7
M ▶ 5
O ▶ 3

Half Overlay

EMMETT
cherry Vineyard



C ▶ 9
M ▶ 7

Full Overlay

FENWICK
knotty alder Amaretto Ebony Highlight



A ▶ 8
C ▶ 8
H ▶ 6
M ▶ 6
O ▶ 6

Full Overlay

FENWICK
thermofoil White



T ▶ 6

Full Overlay

FLETCHER
cherry Chestnut



C ▶ 7
M ▶ 5

Full Overlay

GREELEY
MDF Irish Crème Classic



D ▶ 8

Full Overlay

SILVERLINE Door Styles

Wood Species ▶ Price Group

- A.....Knotty Alder
- C.....Cherry
- D.....MDF
- H.....Hickory
- M.....Maple
- O.....Oak
- Q.....Quartersawn Oak
- T.....Thermofoil

KENDRICK
maple Tumbleweed Burnt Sienna Highlight



M ▶ 3
O ▶ 2

Half Overlay

LANCASTER
maple Natural



A ▶ 5
C ▶ 5
H ▶ 4
M ▶ 4
O ▶ 4

Full Overlay

LIBERTY
oak Tumbleweed



M ▶ 3
O ▶ 2

Half Overlay

WINSTON
maple Sandalwood Burnt Sienna Highlight



A ▶ 8
C ▶ 8
H ▶ 6
M ▶ 6

Full Overlay

WINTERBERRY
thermofoil White



T ▶ 6

Full Overlay

WYATT
oak Castle Rock Dry Brush



C ▶ 7
M ▶ 5
O ▶ 4

Full Overlay

NOTE: Standard drawer fronts shown

OPTIONAL UPGRADE TO FIVE-PIECE DRAWER FRONT

Most standard Silverline drawer fronts are slab. Medallion offers the option to upgrade to a five-piece drawer front that matches the door style chosen. Five-piece drawer fronts are another way Medallion can make cabinets unique to you.



ASTORIA, BRIDGEPORT,
COLUMBIA



CALDWELL




CAMILLA, WINSTON



CARAWAY



CHANNING



EMMETT



FENWICK



FLETCHER



KENDRICK, LIBERTY



CARLISLE



LANCASTER



WYATT

WOOD SPECIES

OAK

Available in Gold and Silverline

- Open grain patterns vary from close-knit and vertical to prominent and arched
- Colors range from light tan and pink to medium dark red and brown
- May contain small mineral streaks and some pin knots

QUARTERSAWN OAK

Available in Platinum and Gold

- Quartered and cut at a 90-degree angle to the growth ring of the tree to create close-knit vertical grain pattern
- Exposes a beautiful aspect of the grain called flake
- Colors range from light tan and pink to medium dark red and brown
- Dense, heavy wood that is very strong and resists shock
- Typical in Mission or Arts and Crafts styling




Hudson Falls Flat Panel (Gold) quartersawn oak in Natural



Lancaster (Silverline) oak in Natural


OAK CHARACTERISTICS



QUARTERSAWN OAK CHARACTERISTICS



QUARTERSAWN OAK AND OAK STAINS



QUARTERSAWN OAK AND OAK GLAZES Available in highlight, or glaze and highlight.



HIGHLIGHT ONLY

Hand brushing glaze on doors, molding and accessories to accent and define detail without changing the overall base color.

GLAZE AND HIGHLIGHT

Glazing to change the base color and highlighting to define details on doors, moldings and accessories.

* Finish not available on Quartersawn Oak

** Finish not available on Oak

† Finish not available in Silverline

Silverline glazes available in Highlight only.



CHERRY

Available in *Platinum, Gold and Silverline*

- Rich color and smooth, flowing grain patterns
- Color varies from light pink to dark brown; variations are more prominent with lighter stains
- Will darken or mellow with age, a change that is more noticeable with light stains—sun exposure greatly accelerates this process

CHERRY CHARACTERISTICS



Pin knots


Mineral streaks

Pitch pockets

Sap wood

Brookhill Raised Panel (Gold) cherry in Natural


CHERRY STAINS




Cappuccino†




Peppercorn




Natural




Tumbleweed




Sandalwood




Pecan



Chestnut




Amaretto




Rumberry†




Eagle Rock




Ginger Snap



Brandywine




Smoke



Espresso



Onyx



Sangria

CHERRY GLAZES Available in highlight, or glaze and highlight.




Cappuccino Burnt Sienna Glaze†




Peppercorn Ebony Glaze†



Natural Burnt Sienna Glaze



Tumbleweed Burnt Sienna Glaze



Sandalwood Burnt Sienna Glaze




Pecan Burnt Sienna Glaze




Harvest Bronze Ebony Glaze**




Amaretto Ebony Glaze



Rumberry Ebony Glaze†



Eagle Rock Sable Glaze**



Ginger Snap Ebony Glaze



Brandywine Ebony Glaze



Smoke Ebony Glaze

†Finish not available in Silverline
 *Only available in Glaze and Highlight
 Silverline glazes available in Highlight only.



Brookhill Reverse Raised Panel (Gold)
knotty alder Chestnut Ebony Highlight

KNOTTY ALDER

Available in *Platinum, Gold and Silverline*

- A rich-looking wood that blends well with cherry
- Color is very uniform light brown with a reddish tinge
- Fairly straight-grained, uniform texture
- Contains pin knots, open and closed knots of various sizes, checking and mineral streaks which are typical and not considered defects. Knots may be in locations which affect hardware placement.

KNOTTY ALDER CHARACTERISTICS



Checking


Pin knots

Mineral streaks

Open knots

Closed knots

KNOTTY ALDER STAINS




Cappuccino†



Peppercorn



Natural



Tumbleweed




Sandalwood




Hazelnut




Chestnut




Amaretto




Rummary†




Walnut



Onyx




Sangria



Smoke

KNOTTY ALDER GLAZES Available in highlight, or glaze and highlight.




Cappuccino Burnt
Sienna Glaze†



Peppercorn
Ebony Glaze†



Natural Burnt
Sienna Glaze




Tumbleweed
Burnt Sienna Glaze




Sandalwood Burnt
Sienna Glaze




Hazelnut Burnt
Sienna Glaze




Harvest Bronze
Ebony Glaze†*




Chestnut
Ebony Glaze†



Amaretto
Ebony Glaze



Rummary
Ebony Glaze†



Walnut
Ebony Glaze†



Smoke Ebony
Glaze

†Finish not available in Silverline

*Only available in Glaze and Highlight

Silverline glazes available in Highlight only.



Devonshire Flat Panel (Gold) maple in Hazelnut



Park Place Reverse Raised Panel (Gold) rustic maple in Hazelnut

MAPLE

Available in Platinum, Gold and Silverline

- Smooth texture with tight, uniform grain patterns
- Color is creamy white, varying slightly from almost bright white to light pink or reddish brown
- Contains a natural resin that causes the wood to turn amber as it ages, a change that is more noticeable with light stains. Sun exposure greatly accelerates this process.

RUSTIC MAPLE

Available in Gold

- A dense hardwood with smooth texture and closed grain pattern
- Colors range from creamy whites and light tans to almost black in knotty areas. Bark pockets and mineral streaks can be evident in a single stave of wood.
- Color shift is more evident in lighter finishes
- Medium and dark finishes obscure much of the wood's color variation and the overall finish appears more consistent

MAPLE CHARACTERISTICS




Mineral streaks Curly grain

RUSTIC MAPLE CHARACTERISTICS




Open knot Worm holes Worm tracking Mineral streaks Vibrant color Closed knot Bark pockets Non-structural splits

RUSTIC MAPLE AND MAPLE STAINS



Champagne† Natural Tumbleweed Sandalwood Hazelnut Chestnut Amaretto Rumberry†



Ginger Snap Eagle Rock Brandywine Smoke Onyx* Espresso* Sangria

RUSTIC MAPLE AND MAPLE GLAZES Available in highlight, or glaze and highlight.



Champagne Burnt Sienna Glaze† Natural Burnt Sienna Glaze Tumbleweed Burnt Sienna Glaze Sandalwood Burnt Sienna Glaze Hazelnut Burnt Sienna Glaze Harvest Bronze Ebony Glaze† **



Amaretto Ebony Glaze Rumberry Ebony Glaze† Ginger Snap Ebony Glaze Eagle Rock Sable Glaze†** ** Brandywine Ebony Glaze Smoke Ebony Glaze

Silverline glazes available in Highlight only.

†Finish not available in Silverline

*Finish not available on Rustic Maple

**Only available in Glaze and Highlight



Calistoga Raised Panel (Gold) hickory Pecan

HICKORY

Available in Gold and Silverline

- Can vary dramatically in color within a single piece of wood; from almost white to a deep, dark brown
- Bold, prominent grain patterns give it a rustic appearance
- Burls, pin knots, mineral streaks and small, sound knots are typical and are not considered defects

HICKORY CHARACTERISTICS



Pin knots

Mineral streaks

Burl

Small sound knots

HICKORY STAINS



Champagne+

Natural

Tumbleweed

Sandalwood

Pecan

Rumberry+

Amaretto

Sangria

Smoke

HICKORY GLAZES Available in highlight, or glaze and highlight.



Tumbleweed
Burnt Sienna Glaze

Sandalwood
Burnt Sienna Glaze

Rumberry Ebony
Glaze+

Amaretto Ebony
Glaze+

Smoke Ebony
Glaze

*Finish not available in Silverline



Providence Flat Panel (Gold) MDF Macchiato
Ebony Highlight

MDF (Medium Density Fiberboard)

Available in Platinum, Gold and Silverline

- An engineered wood product with a smooth surface and a consistent core.
- Painted MDF is durable and more resistant to warping, expansion and contraction than solid hardwoods.
- MDF is available in select door styles in Classic Paints and Classic Paints with Highlight or Glaze and Highlight.
- See page 18-19 for available paint and glaze colors.

FINISHES



CLASSIC PAINT CHARACTERISTICS



Even coverage Lustrous color

CLASSIC PAINTS

Available in Platinum and Gold
Select colors available in Silverline

Medallion's Classic Paint finishes offer lustrous color and solid coverage plus the flexibility to design with simplicity or sophistication.

Photo left: Camelot Raised Panel (Gold) maple Divinity Classic

MAPLE AND MDF CLASSIC PAINTS




Sea Salt Classic White Icing Classic Divinity Classic White Chocolate Classic Irish Crème Classic Chai Latte Classic




Macchiato Classic Frappe Classic Earl Grey Classic Saffron Classic* Sage Classic* Bliss Classic* Cayenne Classic* Carriage Black Classic

CARRIAGE BLACK CLASSIC ON ADDITIONAL WOOD SPECIES



Oak** and Quartersawn* Hickory** *only available in Platinum and Gold
**only available in Gold

HIGHLIGHTED PAINT CHARACTERISTICS



Highlighted profile Lustrous color

PAINT WITH HIGHLIGHT

Available in Platinum, Gold and Silverline
Silverline available on maple only


This look is achieved by hand brushing highlights on an enamel base coat. The brush strokes are defined and included on profiles of doors and drawer fronts to enhance detail. The amount of highlight hang-up varies based on door style.

Photo right: Lancaster (Silverline) maple in Divinity with Burnt Sienna Highlight. Door has five piece drawer front modification.

MAPLE AND MDF HIGHLIGHT PAINTS



Sea Salt Pewter Highlight White Icing Pewter Highlight Divinity Burnt Sienna Highlight Divinity Pewter Highlight White Chocolate Mocha Highlight White Chocolate Pewter Highlight Irish Crème Pewter Highlight



Chai Latte Pewter Highlight Saffron Mocha Highlight* Sage Mocha Highlight* Macchiato Pewter Highlight Macchiato Ebony Highlight Frappe Ebony Highlight Earl Grey Ebony Highlight Cayenne Sable Highlight*


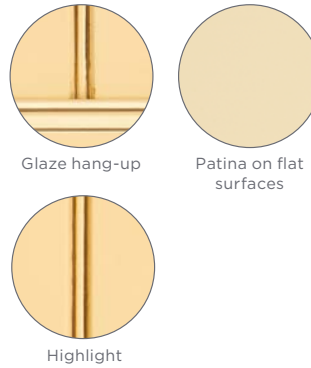
PAINT WITH GLAZE AND HIGHLIGHT

Available in Platinum and Gold


This look is achieved by adding a glaze and highlight to an enamel base coat. The amount of glaze hang-up varies based on door style.

Photo left: Providence Beaded Panel (Gold) maple Saffron Mocha Glaze and Highlight

PAINT WITH GLAZE AND HIGHLIGHT CHARACTERISTICS



MAPLE AND MDF PAINT WITH GLAZE AND HIGHLIGHT



Morel Raw Umber
Glaze & Highlight

Oyster Mocha
Glaze & Highlight

Saffron Mocha
Glaze & Highlight

Sage Mocha
Glaze & Highlight

Cayenne Sable
Glaze & Highlight


PAINT WITH HEIRLOOM DISTRESSING

Available in Platinum and Gold

Only available with glaze and highlight. This look is achieved by adding a glaze and highlight to an enamel base coat. The amount of glaze hang-up varies based on door style. Random distressing and sand through is also added to create the wear and patina of an heirloom furniture piece.

Photo left: Piccadilly (Gold) maple Sage Mocha Glaze and Highlight with Heirloom Distressing

HEIRLOOM PAINT CHARACTERISTICS



MAPLE PAINT WITH HEIRLOOM DISTRESSING



Morel Raw Umber
Glaze & Highlight

Oyster Mocha
Glaze & Highlight

Saffron Mocha
Glaze & Highlight

Sage Mocha
Glaze & Highlight

Cayenne Sable
Glaze & Highlight

Carriage Black
Ebony Glaze

CARRIAGE BLACK PAINT WITH HEIRLOOM DISTRESSING ON ADDITIONAL WOODS



Cherry

Oak* and
Quartersawn Oak

Knotty Alder

Hickory*

*Only available in Gold.



COASTAL COLLECTION

Available in Platinum, Gold and Silverline

These color-washed stains allow the natural texture of the wood species selected to show through. Available with subtle dry-brushed accents or in Sheer with semi-transparent coverage.

Photo top left: Wakefield Raised Panel (Gold) maple Islander Dry Brush

AVAILABLE ON MAPLE, OAK & QUARTERSAWN OAK



*Finish not available on maple
† Finish not available in Silverline




VINEYARD

Available in Platinum, Gold and Silverline

Vineyard is a deep red finish accented by a black brush glazed finish. This multi-step process allows for more glaze left on the cabinetry than our typical glazes. This finish is beautiful as an accent color as well as the primary focus of your living space. Quartersawn oak and rustic maple not available in Silverline; rustic maple and oak not available in Platinum.

Photo middle left: Stockton Reverse Raised Panel (Gold) cherry in Vineyard

VINEYARD FINISHES




STONEY BROOKE COLLECTION

Available in Platinum and Gold

This unique finish is achieved by artfully brushing multiple glaze materials onto a stained surface. Thicker than a normal glaze, the varying shades of application create a subtle textural feel and appearance. Available on select door styles in quartersawn oak in Platinum and oak and quartersawn oak in Gold.

Photo bottom left: Craftsman Raised Panel (Gold) oak Greystone

STONEY BROOKE FINISHES



APPALOOSA COLLECTION

Available in Platinum and Gold

Appaloosa finish characteristics include a semi-transparent stain, Legacy Distressing and glaze hang-up. Glaze brushed accents are also added to enhance the depth of the finish. All physical and finish elements are hand applied, giving each piece a unique time-worn appearance.

Appaloosa finishes available on maple, rustic maple, cherry, knotty alder. Rustic maple not available in Platinum.

Photo top right: Brookhill Raised Panel (Gold) maple Peppered Appaloosa

APPALOOSA FINISHES



Peppered Appaloosa



Buckskin Appaloosa



Silver Appaloosa



Dove Appaloosa



ANTIQUE DISTRESSING

Available in Platinum and Gold

Expert craftsmanship creates this antique look by lightly distressing the wood for a subtle, worn appearance. This decorative art form gives the wood a slightly aged feel, adding character and a one-of-a-kind patina. Characteristics inherent in this technique include sanded corners/profiles of doors and drawer fronts, as well as small dings and dents. Antique Distressing available on cherry, knotty alder, maple and rustic maple with glaze and highlight finish in our standard offering. Rustic maple not available in Platinum.

Photo middle right: Venice Raised Panel (Gold) cherry Harvest Bronze Ebony Glaze and Highlight with Antique Distressing

ANTIQUE CHARACTERISTICS



Sanded corners



Dents



Glaze hang-up



LEGACY DISTRESSING

Available in Platinum and Gold

Medallion's Legacy Distressed finish is created when our finish experts physically distress the wood to evoke an aged appearance. Along with the characteristics of Antique Distressing, the Legacy finish features rasping, worm holes, chisel marks, knife splits and a glazed brush spatter. Legacy Distressing available on cherry, knotty alder, maple and rustic maple with glaze and highlight finish in our standard offering. Rustic maple not available in Platinum.

Photo bottom right: Wakefield Raised Panel (Gold) knotty alder Peppercorn Ebony Glaze and Highlight with Legacy Distressing

LEGACY CHARACTERISTICS



Sanded corners



Dents




Glaze hang-up



Worm holes



Knife mark/
chisel mark



Brush spatter



FINISH SELECT PROGRAM

Available in Platinum and Gold

Finish Select uses stains, Classic Paint, Custom Paint or Coastal colors as the base material, but provides more versatility to achieve the look you want. You can even add Heirloom distressing.

Once a door style and species is chosen, follow these steps to make your selection. Remember to order and approve a sample door before a final order is placed. Download forms for the Finish Select program from theHub.elkay.com/sites/.



1 PICK YOUR BASE COLOR

2 PICK YOUR GLAZE



BURNT SIENNA



EBONY



MOCHA



RAW UMBER



SABLE



PEWTER*

* Available in Highlight only.

3

PICK YOUR GLAZE APPLICATION



HIGHLIGHT ONLY



GLAZE AND HIGHLIGHT

4

ADD DRYBRUSH

Light dry-brushed taupe accents available on any base color.



5

PICK YOUR DISTRESSING



HEIRLOOM

Machine dents, sand through



ANTIQUE

Hand dents, round over



LEGACY

Antique plus rasping, worm holes, chisel marks, knife splits and brush spatter

6

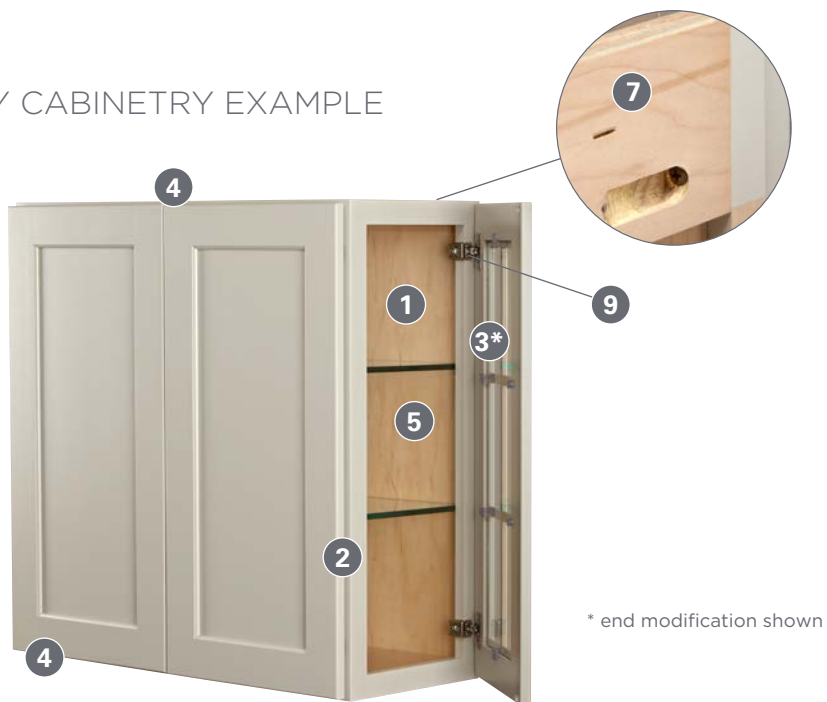
PICK YOUR SHEEN

- SATIN
- SEMI-GLOSS



CABINET CONSTRUCTION

OVERLAY CABINETRY EXAMPLE



INSET CABINETRY EXAMPLE

Platinum plywood standard construction shown.

OVERLAY CABINETRY EXAMPLE

Gold plywood construction shown. Plywood construction is an upgrade.

1	INTERIOR	Light maple print	Light maple print	Maple veneer with clear finish
2	FACE FRAME	3/4" thick solid wood		
3	END PANELS	Laminated furniture board	Laminated furniture board	Maple Plywood
		1/2" thick - optional upgrade to 3/4" thick plywood		
4	TOP AND BOTTOM	Laminated furniture board	Laminated furniture board	Maple plywood
		1/2" thick		3/4" thick
5	BACK	Furniture board	Furniture board	Maple plywood
		1/8" thick		
6	I-BEAM	Furniture board	Furniture board	Plywood
		Dadoed into side panels to keep cabinet square, 1/2" thick		3/4" thick
7	HANGER RAIL	Plywood	Plywood	Plywood
		1/2" thick - Pocket screwed for superior strength		
8	SHELVES	Laminated furniture board	Laminated furniture board	Maple plywood
		3/4" thick - optional upgrade to roll-out trays; 3½" and 6½" heights available		
8	SHELF SUPPORTS SOLID METAL	Silver finish		
9	HINGES	Quiet Close hinge		Barrel hinge available in four finishes Concealed or Barrel hinge
10	TOE KICK	Furniture board	Furniture board	Plywood
		1/2" thick - fully enclosed		
11	MAGNETIC CATCH	Silver finish		
	WARRANTY	Lifetime Limited		

NOTE: Optional upgrade to plywood available for Silverline and Gold: interior receives maple veneer with clear finish; exterior end panels are unfinished plywood, specify finished end treatments for exposed ends of cabinetry.

Furniture board is a durable engineered composite material made of densely compressed wood fibers.

Furniture board panels provide strength and consistency for long lasting cabinet construction.



Standard on all product lines

Quiet Close, full-extension drawer guides

- Controlled drawer closure — won't slam shut!

Quiet Close doors

- Integrated hinge with controlled door closure — won't slam shut!

Optional upgrade on all product lines

Quiet Close, full-extension, heavy-duty drawer guides

- Controlled drawer closure plus 135 lb. capacity


DRAWER CONSTRUCTION

Our drawer boxes and roll-out trays maintain the same solid construction across all product lines giving you lasting durability and strength.

- $\frac{3}{4}$ " thick hardwood sides with $\frac{1}{4}$ " thick plywood fully captured bottom holds up for years to come. NOTE: Color variety and wood character is allowed in the hardwood in Silverline.
- Furniture dovetail construction for a durable drawer box.
- Clear coat sealed surface is easy to clean and maintain.



Fully captured drawer bottom



Dovetail construction

PLYWOOD

Medallion uses two types of plywood in constructing our cabinets with a plywood upgrade.

Traditional plywood with all fir crossbands in the core is used in standard parts such as end panels and shelves. Its strength to weight ratio make it ideal for a majority of parts in a cabinet including the I-beams and hanging rails.

Medallion uses engineered plywood over traditional plywood on all finished surfaces such as finished ends and finished interior.

The engineered plywood uses an MDF crossband beneath the veneer which creates a superior surface for accepting stains and paints.

Both traditional plywood and engineered core plywood support CARB II standards and contribute to LEED credits where applicable.



Fir core plywood



Engineered core plywood





Medallion®

One Medallion Way
Waconia, MN 55387

medallioncabinetry.com



Product Availability

Styles and product availability may vary slightly from those shown in this guide due to material availability and/or improvements to our designs. Specifications are subject to change without notice.

Printing Limitations

Product photography and illustrations have been reproduced as accurately as print and web technologies permit. To ensure highest satisfaction, we suggest you view an actual sample from your nearest Medallion dealer for best color, wood grain and finish representation.

Medallion manufactured by

ELKAY®

AMERICAN PRIDE. A LIFETIME TRADITION.

Like your family, the Elkay family has values and traditions that endure. For almost a century, Elkay has been an American-owned and operated company, providing thousands of jobs that support our families and communities.



Kitchen Cabinet Manufacturers Association Environmental Stewardship Program. All products impact the environment.. For ESP program criteria, visit greencabinetsource.org